

AMERICAN VISITORS IN THE AREA WHERE YOU LIVE - GUIDE

◆ **Domain:**

Presentation

◆ **Benchmark:**

Present information taken from different sources both orally and in writing

◆ **Domain:**

A multi-stage task in which students are required to plan a three-day itinerary, including at least four sites, for American students visiting the area. The task consists of a written part and an oral part, together with a preparatory activity. The preparatory activity involves collecting and organizing information about the area. The information can be gathered from various sources, such as encyclopedias, travel brochures, the Internet, guidebooks, etc. The written part of the task requires the students to produce a detailed itinerary in the form of a brochure, including explanations for their choices of sites. The oral presentation, designed to attract the visitors, requires the students to present a short talk about one particular site using visual aids.

◆ **Rationale for choice of topic:**

Planning a trip is an authentic activity, and doing so in an area that is familiar to the students would provide them with the necessary prior knowledge. In addition, the syllabus for social studies in the higher elementary classes requires that pupils learn about their home and its environs. The task provides the students with an opportunity to learn more about their home and the surrounding area of their home.

◆ **Suggestions for implementation (prior to and/or during):**

Look at some travel brochures/pamphlets, posters and guidebooks with the class and talk about the type of information that is included in them. Discuss the kinds of considerations which may be relevant when planning an itinerary. You should mention target population and their particular needs and interests; historical aspects of the area; recreational activities; natural attractions, etc. You may want to refer to the stages in the research process on page 95.

◆ **Suggested time allotment:**


Up to four consecutive lessons as well as time out of school for collecting the information

◆ **Prerequisites:**

- Familiarity with the area
- Familiarity with travel brochures
- Ability to differentiate between relevant and irrelevant information
- Experience in note-taking
- Ability to skim and scan authentic sources of information
- Ability to paraphrase and write 'in your own words'
- Organizing skills
- Ability to speak in public
- Experience with the use of visual aids

Name: _____

Class: _____



AMERICAN VISITORS IN THE AREA WHERE YOU LIVE - TASK

In this task you will be asked to research the area where you live. You will collect information and prepare an itinerary of sites to see:

A group of American students is coming to visit your school. The students want to see interesting places in the area where you live. Your principal wants you to suggest an *itinerary* for a 3-day tour and present it to the American students, both in writing and orally. The itinerary should include at least four different *sites*. To help you prepare the written itinerary and the oral presentation, you should first complete the preparatory activity.

Preparatory Activity – Collecting and Organizing Information

1. **Collect** information about important sites in the area where you live using three different sources (such as an interview with someone, travel guides, encyclopedias, web pages and official documents).
2. **Organize** the information you collected for each site.

Part 1 – The Itinerary

Write a detailed itinerary in the form of a brochure. For each site include: the name, a description of the site and an explanation why it is important or interesting for the American students. (Write **at least** 50 words for **each** site.)

Part 2 – Oral Presentation

The American students want to hear about the places they will visit before setting out and you want to make the tour sound attractive.

Choose one site from your itinerary and **prepare** a short talk about the site using *visual aids*. (The talk should be at least three minutes long.)


Note:

Read the checklist before you start working and **fill it in** when you finish.

itinerary - מסלול טיול - מוֹאָפֶּה
visual aids - אמצעי המחשה - وسائل إيضاح - אתרים - sites

AMERICAN VISITORS IN THE AREA WHERE YOU LIVE- CHECKLIST

What to check	✓
<i>Preparatory Activity – Collecting and Organizing Information</i>	
I found three different sources.	
I read each source from beginning to end.	
I took notes about why each site is important and interesting.	
I organized the information I had collected.	
<i>Part 1 – The Itinerary</i>	
I wrote a description of each site.	
I explained why it is a good idea to visit each site.	
I used a variety of words.	
I checked my grammar.	
I checked my spelling.	
<i>Part 2 - Oral Presentation</i>	
I presented all the relevant information.	
I presented my ideas clearly (the audience could understand my message)	
I used visual aids to make my talk more interesting.	
I spoke fluently and clearly.	
I paid attention to pronunciation.	
I used appropriate and varied vocabulary.	



**AMERICAN VISITORS IN THE AREA WHERE YOU LIVE
PART 1 - THE ITINERARY - RUBRIC**

	Text Type	Content	Discourse & Organization	Vocabulary	Language Usage and Conventions
	<i>Features of itinerary</i>	<i>Relevance Support for choice</i>	<i>Clarity Flow</i>	<i>Appropriacy to topic Range</i>	<i>Grammar and spelling</i>
On Target 5	Concise and to the point. Arouses interest in area.	Information about every site provides complete and accurate picture of what visitor can expect. Reasons for visiting are relevant to needs of visitors and are convincing.	Descriptions and explanations are completely clear. Logical flow of ideas throughout whole text.	Vocabulary is appropriate to topic and genre. Vocabulary is rich and varied.	Generally tenses are correct, both in form and use. Mostly correct spelling.
4					
On Your Way 3	Often to the point. Some attention paid to arousing interest of potential visitor.	Information about most sites provides visitor with some idea of what to expect. Reasons for visiting are relevant, but not completely convincing.	Some parts of descriptions and explanations are clear. Flow of ideas in some parts of text.	Vocabulary is usually appropriate to topic and genre. Range of vocabulary is adequate.	Some mistakes in use and/or form of tenses in. Spelling mistakes detract from meaning or reader's understanding.
2					
Starting Out 1	Short, but not to the point. No attention paid to arousing interest of potential visitor.	Information about sites does not give visitor an idea of what to expect. Reasons for visiting, if given at all, are mostly not relevant and not convincing.	No attention paid to clarity. Text lacks flow of ideas.	Vocabulary is inappropriate to topic and/or genre. Vocabulary is poor and limited.	No sense of understanding use of tenses; mistakes in form detract from reader's understanding. Poor spelling makes it impossible to understand.

**AMERICAN VISITORS IN THE AREA WHERE YOU LIVE
PART 2 - ORAL PRESENTATION - RUBRIC**

Dimension	Text Type	Content	Speech	Vocabulary
Criteria	<i>Features of oral presentation</i>	<i>Relevance Focus</i>	<i>Fluency Pronunciation</i>	<i>Appropriacy to topic Range</i>
Grade Level				
On Target 5	Arouses listeners' interest. Makes the most of time allotment; keeps contact with audience through direct eye contact; loud enough for audience to hear and changes in volume keep interest. Skillful use of visual aids that fully support presentation.	Information presented provides a complete and accurate picture of what visitor can expect. Focus on main ideas of where to visit and why.	Generally fluent with almost no hesitations. Generally comprehensible pronunciation.	Vocabulary is appropriate to topic. Vocabulary is rich and varied.
4				
On Your Way 3	Some attention paid to arousing interest of listeners. Finishes within time limit; makes some eye contact with audience; loud enough for audience to hear. Some use of visual aids to support presentation.	Information presented provides visitor with some idea of what to expect. Some focus on main ideas of where to visit and why, but may stray from point.	Some degree of fluency, but a few hesitations. Some mispronunciations, but they do not detract from comprehension.	Vocabulary is usually appropriate to topic. Range of vocabulary is adequate.
2				
Starting Out 1	No attention paid to arousing the interest of listeners. Either finishes too early or too late; no attention is paid to make eye contact with audience; low volume makes it difficult for audience to hear presentation. If visual aids are used, they are not related to presentation.	Information presented does not give visitor an idea of what to expect. Lacks focus, hard for listener to get main ideas.	Mostly hesitant. Mispronunciations make it hard to follow what is said.	Vocabulary is poor and limited.

AMERICAN VISITORS IN THE AREA WHERE YOU LIVE - EXEMPLARS

Itinerary

Suggested by: Gilad Nehorai

DAY 1: we'll start with nice breakfast in the hotel . at 10 o'clock we'll head to the "moshava - hagermanit " . Haifa's German colony was established in 1869 by the templar Society, founded in Germany eight years earlier . the society took from against a background of socio - economic difficulties in southwest Germany in the first half of the 19th century , an atmosphere that led to the development of the belief in the coming of the Messiah , in the hope that salvation was near .



At 12 o'clock we'll go by bus to the "Bahaian Shrine" . The beautiful -golden domed temple is the universal Bahai center . The remains of said Ali Muhamad , one of the two founders of the

Bahai faith are buried inside the shaine . The spectacular Bahai gardens , planted in 1909 and nurtured ever since surround the Shrine .



At 3 o'clock we are going to panorama hotel to dine and to enjoy the entertainment of the hotel.

Day 2: after a great brackets in the hotel we'll go to the "Carmelite Church & Monastery" the bus will waiting for us at 10a.m . the "Carmelite church & monastery " impressive church pilgrimage site .

Includes antiques collection & a memorial to napoleon soldiers.




After 3 hours of listening to a local priest & watching the beauty of the church we'll walk to "Elijah's cave " (don't forget to bring water & hats) the focal point of Elijah prophet's activity ,the cave has since become a pilgrimage site for believers of the 3 main religions . visitors & pilgrims alike have recorded many inscriptions on the cave's walls, including Greek names & a menorah.



We'll finish our visit to the cave at 3:30p.m the bus will take us to "galei yam" a chinese restaurant.

In the late afternoon it might nice to walk around in a nice park-"Gan haem " In the evening we'll se expected in the hotel for a nice evening in the loby .

Day 3: breakfast is served until 10 people should be told to take water & hats because today we are walking a lot .the bus will take us to "Daliat el carmel" The druz village "Daliat el carmel" is situated at the top of the carmel mountain range, in the midst of natural park . the druz of "Daliat el carmel" are member of one of the many religious existing together in haifa and its surrounding . a bus will take us to eat lunch in the restaurant " resital " &this will end our tour.



Text Type	Content	Discourse & Organization	Vocabulary	Language Usage & Conventions
4	3	3	4	3

Itinerary:

First day:

10:00- 11:30 - **Elijah's cave:** In Stella Maris area. It is a place of pilgrimage for Jews, Christians and Muslims. It's a huge cave. Where you can put your prayers to Elijah the prophet.

11:30- 12:30 - **Bat- Galim:** It is a lovely beach with a beautiful promenade with a sea view. You can relax and inhale fresh air.

12:30- 14:30 - **Carmelite Monastery:** It is a place of pilgrimage for Christians; it is a beautiful and lovely place.

14:30- 16:00 – **Restaurant:** On the way back there is a nice restaurant. Its called Amadeus Mozart.

Second day:

10:00- 11:00 - **Japanese Museum:** In Carmel center area. This museum introduced Japanee's art. The Japan's government has built the museum, in order to enlarge knowledge on the Japan's culture.

11:30- 12:30 - **Gann Ha'em:** It's a regular zoo with a zoology museum. They have exotic snacks.

12:30- 13:30 - **Rothschild Theater:** It's a center of music, shows, movies and entertainment.

13:30- 15:00 – **Restaurant Lehem - Erez:** Their specialiality is in making bread.

Third:

10:30- 11:30. **The German Colony-** The restoration and development of the main axis of the German Templar Colony is one of the important projects being undertaken in the city of Haifa. This project conjoins the site of the Entrance plaza of the Terraces of the shrine of the Bab. The houses in the colony built by the members of the Templar society from wrttemberg south Germany.

11:30- 13:00. **Baha'i shrine-** this is the center of the baha'i Temples. The Baha'i garden placed from the Carmel Mountain to the German colony. The baha'i religion is an independent, monotheistic religion. The baha'l recognizes the unity of god and of his prophets, upholds the principle of an unfettered search after truth.

13:00- 14:30. **Restaurant-** El- gauco a nice argentine meat restaurant.

Text Type	Content	Discourse & Organization	Vocabulary	Language Usage & Conventions
3	3	3	4	5

