

לשכת המפמ"רים
מפמ"רית על הוראת האנגלית

מדינת ישראל
משרד החינוך

לשכת המנהלת הכללית
אגף הערכה ומדידה

לשימוש משרדי

מבחן באנגלית לכיתות ה'

إمتحان في اللغة الإنجليزية للصفوف الخامسة


VERSION A

שם התלמיד/ה / إسم الطالب /ة

כיתה / الصف

שם ביה"ס / إسم المدرسة

יישוב / البلدة



תל"ס 3"

ני"צ 2"

INSTRUCTIONS

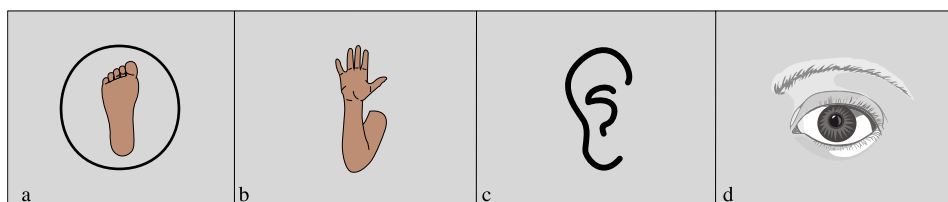
במבחן שלפניכם עשר משימות. הזמן המוקצב הוא שעה וחצי.
 במשימות 1-3 תקשיבו לקלטת.
 במשימות 4-8 תקבלו מטלות קריאה ותענו על שאלות.
 במשימות 9-10 תקבלו מטלות כתיבה.
 כל ההוראות במבחן כתובות בשלוש שפות: אנגלית, עברית וערבית.
 בהצלחה!

في الامتحان الذي أمامك عشر مهمّات. الزمن المخصّص هو ساعة ونصف.
 في المهمّات 1-3 ستستمع لشريط وتجب على أسئلة.
 في المهمّات 4-8 ستحصل على مهمّات قراءة وتجب على أسئلة.
 في المهمّات 9-10 ستحصل على مهمّات كتابة.
 كلّ التّعليمات في الإمتحان مكتوبة بثلاث لغات: إنكليزيّة، عبريّة وعربيّة.
 (صيّغ الامتحان بصيغة المذكر، لكنّه موجه للمؤنّث والمذكر على حدّ سواء).
 بالنجاح!

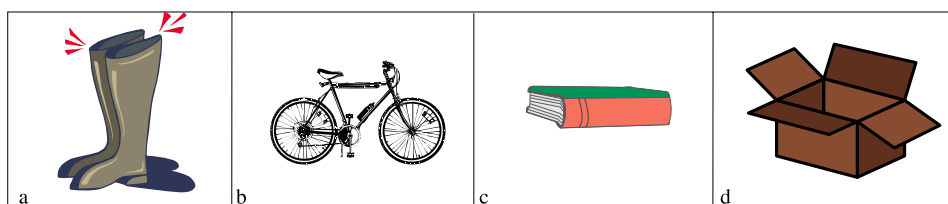
Task 1

<p>Listen to the tape. Circle the picture that matches the word you hear.</p>	<p>הקשיבו לקלטת. הקיפו בעיגול את התמונה המתאימה למילה שאתם שומעים.</p>
	<p>إستمع إلى الشريط. أحيطُ بدائرة الصورة المناسبة للكلمة التي تسمعونها.</p>

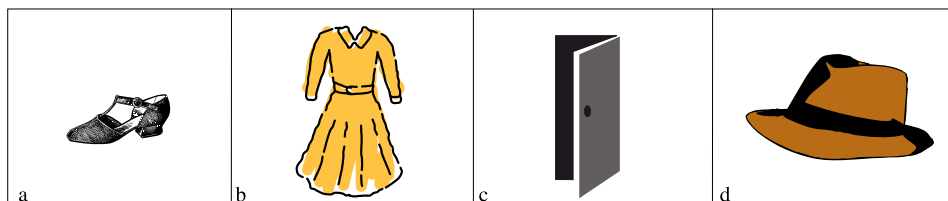
Example:



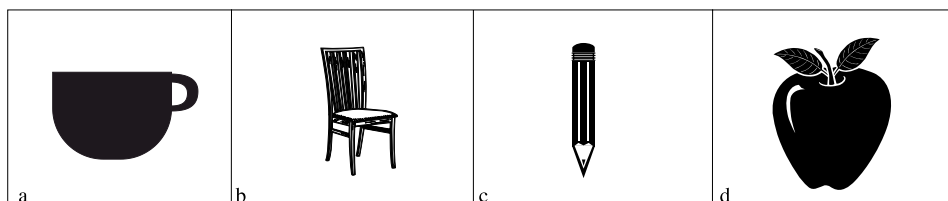
1.




2.



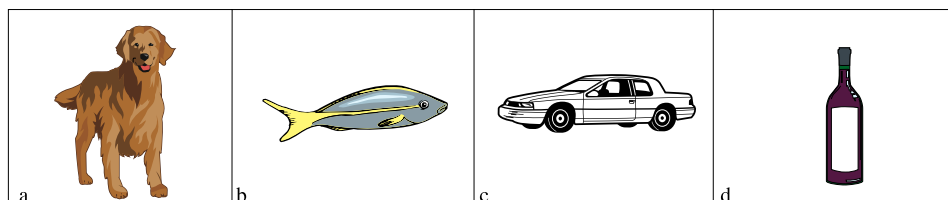
3.



4.




5.



Task 2

<p>Here is a picture of a zoo. Listen to the tape. Follow the instructions.</p>	<p>לפניכם ציור של גן חיות. הקשיבו לקלטת. פעלו לפי ההוראות.</p>
	<p>أمامك صورة لحديقة حيوانات . إستمع إلى القصة . إعمل بحسب التعليمات .</p>



Task 3

Listen to the tape. Circle Yes or No .	הקשיבו לקלטת. הקיפו בעיגול Yes או No .
	إستمع إلى الشريط. ضع دائرة حول Yes أو No .

Example:

Debby's mother gets a note.

Yes

No

- | | | |
|---|-----|----|
| 1. Debby writes a note. | Yes | No |
| 2. Debby's mother is happy when she reads the note. | Yes | No |
| 3. The teacher thinks Debby talks too much. | Yes | No |
| 4. Sally is in Debby's class. | Yes | No |
| 5. Dan asks Sally for help. | Yes | No |

Task 4

<p>Draw a line between each word and its opposite.</p>	<p>מתחו קו בין זוגות המילים המנוגדות זו לזו.</p>
	<p>صل خطاً بين الكلمتين المتناقضتين.</p>

Example:

happy

1. rich

a old

2. short

b hard

3. young

c fast

4. slow

d poor

5. easy

e long

sad

2"3" N

תל"ס"ז

Task 5

Read the sentences. Circle Yes or No .	קראו את המשפטים. הקיפו בעיגול Yes או No .
	اقرأ الجمل. ضع دائرة حول Yes أو No .

Example:

Can you write a flower?	Yes	<input checked="" type="radio"/> No
-------------------------	-----	-------------------------------------

- | | | |
|----------------------------|-----|----|
| 1. Can you play a game? | Yes | No |
| 2. Can you drink a dog? | Yes | No |
| 3. Can you eat a bus? | Yes | No |
| 4. Can you sit in a chair? | Yes | No |
| 5. Can you smell a song? | Yes | No |

Task 6

Read the text and answer the questions.	קראו את הקטע וענו על השאלות.
	اقرأ القطعة وأجب على الأسئلة.

Lisa read *Fun Time* magazine. This is what she read:

Kids who send a letter about themselves to Ann at *Fun Time* will win a prize!

Lisa sent this letter:

Dear Ann,

My name is Lisa Bond. I live in Haifa.

I am 11 years old and I am in grade 6.

I have two sisters and one brother.

I like my family.

I like books and computer games. I have two cats. They are very nice.

Yours,

Lisa

Questions

1. Lisa wrote a letter about _____.

- a) a magazine
- b) Ann
- c) herself
- d) Haifa

2. Lisa lives in _____.

3. Lisa _____.

- a) is in grade 5
- b) likes to read
- c) has two brothers
- d) does not like cats

4. How old is Lisa? _____.

5. Why does Lisa write a letter?

Because she _____.

Task 7

<p>Here is the first page of a magazine. Read it and answer the questions.</p>	<p>לפניכם העמוד הראשון של עיתון שבועי. קראו אותו וענו על השאלות.</p>
	<p>أمامك الصفحة الأولى من صحيفة اسبوعية. اقرأها وأجب على الأسئلة.</p>

Kids' World



Contents

Page

Joey Visits Australia.....	4
by Judy Forbes	
How I Saved My Dog.....	7
by Timmy Todd	
Winners of the Comics Contest.....	10
What's New in Music	12
by John Doe	
New Books	14
by Mindy Katz	
Computer Corner	16
by Rina Hesse	

Questions

1. This magazine is for _____.

- a) Australians
 - b) doctors
 - c) children
 - d) teachers
-

2. This page tells us _____.

- a) where Australia is
 - b) how old Judy Forbes is
 - c) what is in the magazine
 - d) who wins the comics contest
-

3. In "What's New in Music" you can read about _____.

- a) songs
 - b) books
 - c) letters
 - d) movies
-

4. Who writes about computers?

- a) John Doe
 - b) Rina Hesse
 - c) Mindy Katz
 - d) Timmy Todd
-

5. On page 14 you can read about _____.

Task 8

Read the story and answer the questions.	קראו את הסיפור וענו על השאלות.
	اقرأ القصة وأجب على الأسئلة.

Jeff watches television every day after school. One Sunday, the TV does not work. On Monday morning, Jeff's father takes the TV to someone who can fix it (לתקן אותה/תصليحها).

After school, Jeff asks, "Is the TV fixed?"

"No," says his mother. "Maybe tomorrow."

Jeff has nothing to do.

On Tuesday after school, Jeff reads a book. On Wednesday, he does a puzzle. Then he paints a picture. On Thursday, Jeff's father brings the TV home.

"Come and watch TV with me," he says. Jeff says, "Not now, Dad. I'm busy. Maybe I will watch TV tomorrow."

Questions

- In the beginning of the story, Jeff _____ every afternoon.
 - paints
 - watches TV
 - plays with friends
 - plays with a puzzle

2. On Sunday, Jeff's TV _____.

- a) falls
 - b) gets lost
 - c) cannot see
 - d) does not work
-

3. On Monday, Jeff has _____.

- a) nothing to do
 - b) a lot of homework
 - c) a fight with his mother
 - d) a day off school
-

4. On Tuesday, Jeff _____.

5. What does Jeff do on Wednesday?

- a) He gets a new TV.
 - b) He goes for a walk.
 - c) He watches his friend's TV.
 - d) He plays with a puzzle and paints.
-

6. When Jeff's father brings the TV home, Jeff _____.

- a) is busy
 - b) is sleeping
 - c) eats dinner
 - d) goes to school
-

2"3" N

תל"ס"3

Task 9

<p>Write a letter about yourself to <i>Kids' World</i> magazine. Pay attention to spelling and grammar!</p>	<p>כתבו מכתב לעיתון "עולם הילד" וספרו בו על עצמכם. שימו לב לכתיב ולדקדוק!</p>
	<p>أكتب رسالة لصحيفة «عالم الأطفال» واحك عن نفسك. إنتبه إلى الإملاء والقواعد!</p>

Dear *Kids' World* ,

My name is _____.

1

I live _____.

2

My family is _____.

3

I like _____.

4

I have _____ friends.

5

I am _____ years old.

6

I am in grade _____.

7

From,

_____.

8

Task 10

Look at the picture.
What do you see?
Write three sentences
about the picture.
You can use words from
the box to help you.
Pay attention to spelling
and grammar!

התבוננו בתמונה.

מה אתם רואים?

כתבו שלושה משפטים המתארים מה רואים בתמונה.
אתם יכולים להיעזר במילים שבתוך המסגרת.
שימו לב לכתיב ולדקדוק!

תמַעַן في الصُّورة.

ماذا ترى؟

اكتب ثلاث جُمَلٍ عَمَّا تراه في الصُّورة.
يمكنك الاستعانة بالكلمات التي داخل الإطار.
إنتبه إلى الإملاء والقواعد!



standing	shelf	are	is
sitting	books	chair	playing
falling	floor	boys	crayons
computer	clock	girls	blackboard

Example: The children are in the classroom.

1. _____

2. _____

3. _____

קלטת הבנת הנשמע כיתה ה'

GRADE 5 LISTENING TASKS

[Task 1]

E: All instructions will be given in English, Hebrew and Arabic.

H: כל ההוראות יינתנו באנגלית, בעברית ובערבית.

A: .

E: Task 1. Listen to the tape. Circle the picture that matches the word you hear. The example will help you.

H: הקשיבו לקלטת. הקיפו בְּעִיגוֹל את התמונה המתאימה למילה שאתם שומעים. הדוגמה תעזור לכם.

A: . . .

English Only

The example is: foot. There is a circle around the picture of the foot. Now listen to the words and circle the picture that matches the word you hear.

Question 1: book

Question 2: dress

Question 3: pencil

Question 4: clock

Question 5: fish

E: You will hear the words again. Please check your work.

H: כעת תשמעו שוב את המילים. בדקו את התשובות.

A:

English Only

Question 1: book

Question 2: dress

Question 3: pencil

Question 4: clock

Question 5: fish

[Task 2]

E: Task 2. Here is a picture of a zoo. Listen to the tape. Follow the instructions. The example will help you.

H: לפניכם תמונה של גן חיות. הקשיבו לקלטת ופעלו לפי ההוראות.
הדוגמה תעזור לכם.

A:

English only

The example is: Write the number 6 next to the lion. There is a 6 in the box next to the lion. Now follow the instructions.

Instruction number 1:

Write the number '1' next to the animal that has a very long neck.

Instruction number 2:

Write the number '2' next to the animal that is playing in the tree.

Instruction number 3:

Write the number '3' next to the animal that is in the water.

Instruction number 4:

Write the number '4' next to the man selling food.

Instruction number 5:

Write the number '5' next to the animal that is standing on only two legs.

E: You will now hear the instructions again. Please check your work.

H:

כעת תשמעו שוב את ההוראות. בדקו את התשובות.

A:

English Only

Instruction number 1:

Write the number '1' next to the animal that has a very long neck.

Instruction number 2:

Write the number '2' next to the animal that is playing in the tree.

Instruction number 3:

Write the number '3' next to the animal that is in the water.

Instruction number 4:

Write the number '4' next to the man selling food.

Instruction number 5:

Write the number '5' next to the animal that is standing on only two legs.

[Task 3]

E: Task 3. Listen to the story. After you hear the story you will hear the questions. You can also read the questions. Circle 'Yes' or 'No'.

H: הקשיבו לסיפור. אחר כך שתשמעו את הסיפור, תשמעו את השאלות.
אתם יכולים גם לקרוא את השאלות.
סמנו כל תשובה ב- yes או no לפי הסיפור.

no yes

A:

English Only

You will now hear the story.

Debby gives her mother a note from her teacher.
Her mother reads the note. She is not happy.

Debby: Mother, I know what the note says. The note says I talk too much in class.

Mother: Why do you talk in class?

Debby: Sometimes Dan or Sally asks me for help.

Mother: Tell them to ask the teacher.

Debby: That is hard to do.

Mother: Yes, I know. But you can do it.

E: You will now hear the questions. The example will help you.

H : כעת תשמעו את השאלות. הדוגמה תעזור לכם.

A:

English Only

The example is: Debby's mother gets a note. There is a circle around the word 'Yes'.

Question 1: Debby writes a note.

Question 2: Debby's mother is happy when she reads the note.

Question 3: The teacher thinks Debby talks too much.

Question 4: Sally is in Debby's class.

Question 5: Dan asks Sally for help.

E: You will now hear the story again. Please check your work.

H : כעת תשמעו שוב את הסיפור. בדקו את התשובות.

A:

English Only

Debby gives her mother a note from her teacher.
Her mother reads the note. She is not happy.

Debby: Mother, I know what the note says. The note says I talk too much in class.

Mother: Why do you talk in class?

Debby: Sometimes Dan or Sally asks me for help.

Mother: Tell them to ask the teacher.

Debby: That is hard to do.

Mother: Yes, I know. But you can do it.