

INSTRUCTIONS

במבחן שלפניכם עשר משימות. הזמן המוקצב הוא שעה וחצי.
במשימות 1-3 תקשיבו לקלטת ותענו על שאלות.
במשימות 4-8 תקראו קטעים ותענו על שאלות.
במשימות 9-10 תקבלו מטלות כתיבה.
כל ההוראות במבחן כתובות בשלוש שפות: אנגלית, עברית וערבית.

בהצלחה!

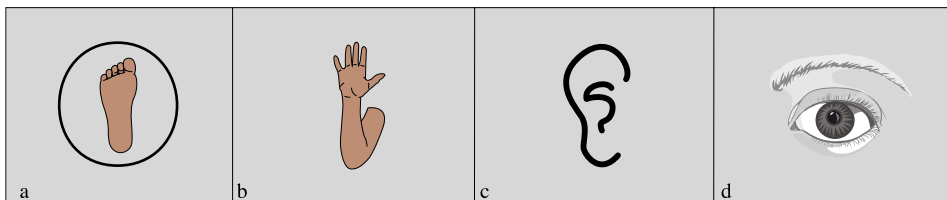
في الامتحان الذي أمامك عشر مهمّات . الزمن المخصّص هو ساعة ونصف .
في المهمّات 1-3 ستستمع لشريط وتجب عن أسئلة .
في المهمّات 4-8 ستقرأ قطعاً وتجب عن أسئلة .
في المهمّات 9-10 ستحصل على مهمّات كتابة .
كلّ التّعليمات في الإمتحان مكتوبة بثلاث لغات : إنكليزيّة، عبريّة وعربيّة .
(صيغ الامتحان بصيغة المذكر، لكنّه موجه للمؤنث والمذكر على حدّ سواء .)

بالنجاح!

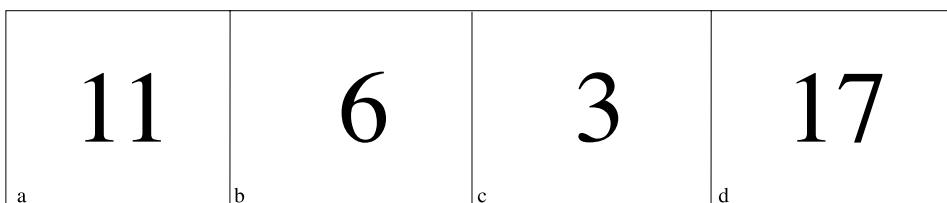
Task 1

<p>Listen to the tape. Circle the picture that matches the word you hear.</p>	<p>הקשיבו לקלטת. הקיפו בעיגול את התמונה המתאימה למילה שאתם שומעים.</p>
	<p>إستمع إلى الشريط. أحط بدائرة الصورة المناسبة للكلمة التي تسمعها.</p>

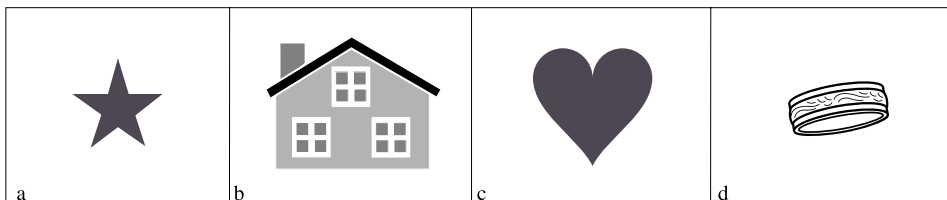
Example:



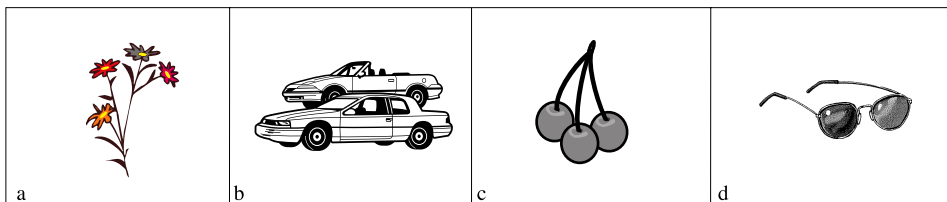
1.



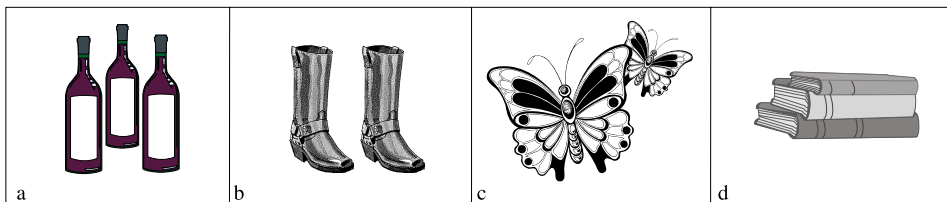
2.



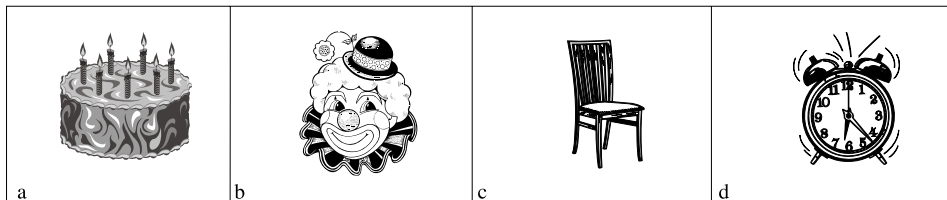
3.



4.







5.











Task 2





<p>Listen to the tape. Circle the picture that matches the sentence you hear.</p>	<p>הקשיבו לקלטת. הקיפו בעיגול את התמונה המתאימה למשפט שאתם שומעים.</p>
	<p>إستمع إلى الشريط. أحط بدائرة الصورة المناسبة للجُملة التي تسمَعها.</p>





Example:



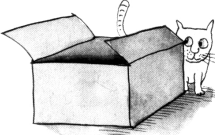

				
a	b	c	d	

1.				
a	b	c	d	

2.				
a	b	c	d	

3.				
a	b	c	d	

4.				
a	b	c	d	

5.				
a	b	c	d	

2"3.N

תל"ס"ז

Task 3

Listen to the tape. Mark YES or NO.	הקשיבו לקלטת. סמנו כל תשובה ב-YES או NO, לפי הסיפור.
	إستمع إلى الشريط. أشِر إلى كل إجابة ب- YES أو NO، حسب القصة.

	a YES	b NO
Example: It is Tom's first day of school.	X	
1. Tom and Amir are at home.		
2. Tom speaks Hebrew.		
3. Amir learns English at school.		
4. Tom and Amir both like basketball.		
5. Tom has a new friend.		

Task 4

In each question, circle the word that does not belong with the others.	בכל שאלה הקיפו בעיגול את המילה שאינה מתאימה.
	في كل سؤال، ضع دائرة حول الكلمة التي لا تتلاءم مع الكلمات الأخرى.

Example:

a) happy

b) sad

c) bus

d) angry

1. a) sun b) finger c) leg d) arm

2. a) father b) mother c) sister d) taller

3. a) green b) old c) white d) blue

4. a) sing b) drink c) ask d) him

5. a) dress b) jacket c) king d) shirt

Task 5

<p>Read the sentences. Number them from first to last.</p>	<p>קראו את המשפטים. סמנו אותם במספרים מ-1 עד 4, לפי הסדר הנכון.</p>
	<p>إقرأ الجمل التالية. رَقِّمها بأرقام من 1 إلى 4، حسب الترتيب الصحيح.</p>

Tina's Day

This is what Tina does during the day.

Tina eats dinner.

Tina goes to sleep.

Tina walks to school.

Tina wakes up in the morning.

Task 6

<p>Read the story and answer the questions.</p> <p>Circle the correct answer.</p>	<p>קראו את הסיפור וענו על השאלות.</p> <p>הקיפו בעיגול את התשובה הנכונה.</p>
	<p>إقرأ القصة وأجب عن الأسئلة.</p> <p>أحط بدائرة الإجابة الصحيحة.</p>

Sue played with her friend Ann. They were at Ann's house.

"Let's play outside," said Sue.

"We can't play outside. It is raining." Ann said.

"Let's play your new computer game," said Sue.

The girls played the game.

"That was fun," Ann said. "Do you want to play again?"

"Yes, let's play again," said Sue. "Maybe I'll win next time."

Questions

Example: Ann and Sue played a _____.

- a) boy
- b) day
- c) game
- d) face

1. Ann is Sue's _____.
 - a) friend
 - b) brother
 - c) doctor
 - d) teacher

2. Ann and Sue were at _____.
 - a) a toy store
 - b) Ann's house
 - c) Sue's house
 - d) the park

3. Sue wanted to _____.
 - a) go to a party
 - b) go to school
 - c) play outside
 - d) see a movie

4. It was _____ outside.
 - a) glad
 - b) raining
 - c) sunny
 - d) fun

5. Ann and Sue played a _____ computer game.
 - a) cold
 - b) big
 - c) new
 - d) red


Task 7

Here is an advertisement. Read it and answer the questions.	לפניכם פרסומת. קראו את הפרסומת וענו על השאלות.
	أمامك إعلان. إقرأ الإعلان وأجب على الأسئلة.

EVERYTHING YOU NEED FOR SCHOOL

SAM'S PLACE

Back to School Sale
August 21 – September 6

-  **Glue - 2 shekels**
-  **Markers - 4 shekels**
-  **Notebooks - 3 shekels**
-  **Pens - 5 shekels**
-  **Pencils - 1 shekel**
-  **Scissors - 10 shekels**

Free pencil case if you spend 50 shekels or more!

1. This is an advertisement (פרסומת, إعلان) for -

- a) an office
 - b) a store
 - c) a café
 - d) a school
-

2. When does the sale end? _____

3. Sam's Place does not sell -

- a) clothes
 - b) glue
 - c) notebooks
 - d) pens
-

4. Lucy has only 1 shekel. She can buy _____.

5. Why did Joe get a free pencil case?

- a) He won a prize.
 - b) He spent 50 shekels.
 - c) Everyone at Sam's Place got one.
 - d) It was a gift from a friend.
-

Task 8

<p>A fifth grade class in Australia is writing to a fifth grade class in Israel. Here are two of their letters. Read the letters and fill in the chart.</p>	<p>ילדי כיתה ה' באוסטרליה כותבים לילדי כיתה ה' בישראל. לפניכם שניים מהמכתבים. קראו אותם ומלאו את הטבלה.</p>
	<p>طلاب الصف الخامس في أستراليا يكتبون لطلاب الصف الخامس في إسرائيل. أمامك رسالتان من هذه الرسائل. اقرأ الرسائلين واملأ الجدول.</p>

Letter 1

Hi!

My name is Jeff.

I live in Australia.

I am eleven years old.

I have a dog and a cat.

I also like to ride horses.

My big brother lives in Israel.

I visited him last year. I had a great time!

Please write to me!

Jeff

Letter 2

Hello from Australia!

My name is Peg.

I am ten years old.

I have two sisters.

I play the guitar.

I want to learn how to play the piano.

Please write.


Peg

Put a ✓ in the box to show who writes about pets, music, family or a trip in their letters.	סמנו ✓ במשבצת כדי לציין מי כותב על חיות, על מוזיקה, על משפחה או על טיול.
	ضع ✓ في الخانة الملائمة كي تُشير إلى من يكتب عن حيوانات، عن موسيقى، عن عائلة أو عن رحلة.

	Jeff	Peg
1. pets	a	b
2. music	a	b
3. family	a	b
4. a trip	a	b

Task 9

<p>Write a letter in English to Peg <u>or</u> Jeff. Tell him or her about yourself and your family. Pay attention to spelling and grammar!</p>	<p>כתבו מכתב באנגלית לפג <u>או</u> לג'ף. ספרו לו/לה על עצמכם ועל משפחתכם. שימו לב לכתיב ולדקדוק!</p>
	<p>أكتب رسالة بالإنكليزية إلى <u>بيج</u> أو <u>جيف</u>. واشرح له / لها عن نفسك وعن عائلتك. إنتبه إلى الإملاء والقواعد!</p>



Dear _____,
1

Hello!

My name is _____.
2

I am _____ years old.
3

I live _____.
4

I have _____
_____.
5

I want _____
_____.
6

I like _____.
7

I don't like _____.
8

Your friend,


9

Task 10

Look at the picture.
What do you see?
Write three sentences
about the picture.
You can use words from
the box to help you.
Pay attention to spelling
and grammar!

התבוננו בתמונה.
מה אתם רואים?
כתבו שלושה משפטים המתארים מה רואים בתמונה.
אתם יכולים להיעזר במילים שבתוך המסגרת.
שימו לב לכתוב ולדקדוק!

تمعן في الصورة.
ماذا ترى؟
اكتب ثلاث جمل عما تراه في الصورة.
يمكنك الاستعانة بالكلمات التي داخل الإطار.
إنتبه إلى الإملاء والقواعد!



behind	birds	open
clothes	dog	flowers
tree	is reading	is sitting
is standing	man	next to
shirt	window	woman

Example: The boys are playing football.

- 1. _____

- 2. _____

- 3. _____
