



The Trabelsi Brothers Help Soldiers Heroes from Oct. 7

A joint project between
Nefesh B'Nefesh
The English Inspectorate, Haredi District



Written by Rabbi Yehoshua Spodek
Edited and designed by Miriam Burstein

Unit Objectives for “The Trabelsi Brothers Help Soldiers” Heroes from Oct. 7 Themed Unit

Students can:

Written Reception:

- 1) Understand the main points of a short narrative text.
- 2) Follow the sequence of events in a simple story.
- 3) Identify main themes and characters in short narratives.

Spoken Production:

- 1) Describe feelings and emotions of characters using simple language.
- 2) Express personal responses to the text using basic expressions.
- 3) Give short, prepared presentations about aspects of the story.

Spoken Interaction:

- 1) Participate in structured discussions about themes of the story.
- 2) Discuss what to do next, making/responding to suggestions.

Written Production:

- 1) Compose short, simple personal responses to the text.
- 2) Write basic descriptions of events and experiences related to the story.

Vocabulary and Language:

- 1) Use new vocabulary related to family, emotions, and historical contexts.
- 2) Apply basic connectors (and, but, because) to link ideas.
- 3) Use level-appropriate language to express themselves.

Pre-Reading Activities

1: Ways to Help People

Look at the situations below. Match each situation with the best way to help. Write the letter next to each number.

Situations	Ways to Help
1. Someone is hungry and tired. _____	a) Give them a warm blanket.
2. Someone needs clean clothes. _____	b) Offer food and a place to rest.
3. A person is thirsty. _____	c) Give them water or juice.
4. Someone is cold at night. _____	d) Give them soap and clean shirts.



How do you feel when you help someone?

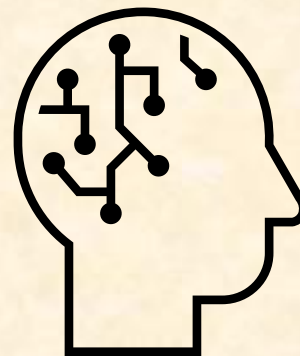
**Discuss
in
Pairs**

What are three easy ways to help people in your community?

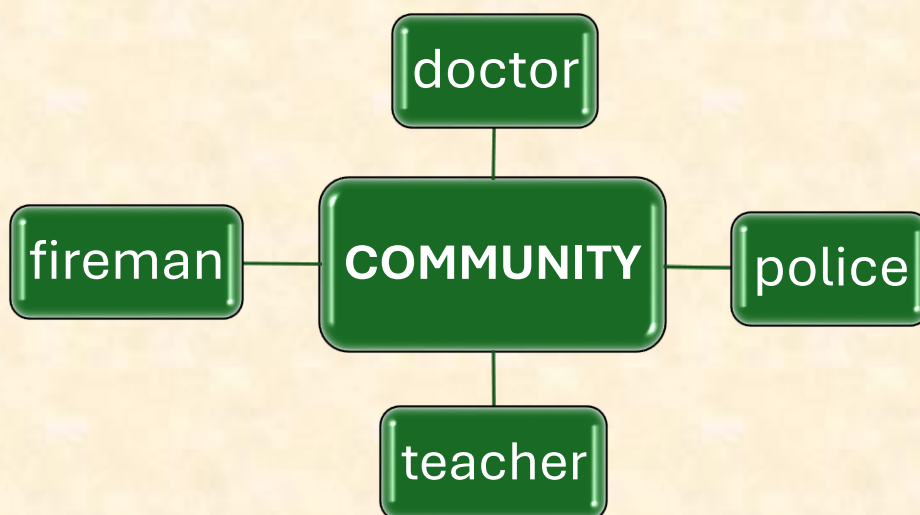
2: Community Helpers Mind Map

Step 1: Make Your Mind Map

- Write **COMMUNITY** in the middle of your paper.
- Think of people who help in your community.
- Write their job names around the word **COMMUNITY**.
- Draw lines connecting each job to the middle.



Example Mind Map:

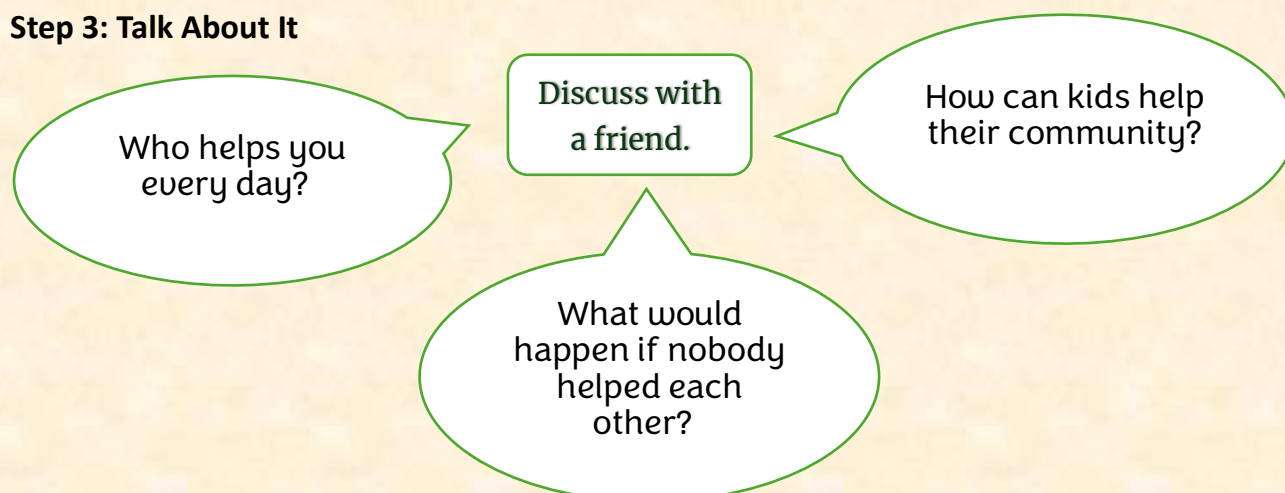


Step 2: Pick Your Favorites

Choose 3 helpers from your mind map and complete these sentences:

- A _____ helps people by _____.
- A _____ helps people by _____.
- A _____ helps people by _____.

Step 3: Talk About It



New Words

<p>entrance כניסה</p>	<p>on the way בדרך</p>	<p>to pass לעבור</p>
<p>station תחנה</p>	<p>community קהילה</p>	<p>volunteer מתנדב</p>
<p>donation תרומה</p>	<p>to protect להגן</p>	<p>sense תחושה</p>
<p>difficult קשה</p>	<p>important חשוב</p>	<p>to continue להמשיך</p>
<p>unity אחדות</p>	<p>support each other לתמוך אחד בשני</p>	

Vocabulary Practice Activities

1. Word Matching

Match each word with its meaning.

Write the letter of the meaning next to the word.

Words	Meanings
1. entrance __	a. hard to do or understand
2. donations __	b. a special place that has a specific job or purpose
3. volunteers __	c. to keep doing something without stopping
4. protect __	d. people who help without getting money
5. unity __	e. group of people who live in the same area
6. community __	f. means a lot to you
7. station __	g. keep safe from danger
8. sense __	h. door or place where you go into a building
9. difficult __	i. feeling about something
10. important __	j. things people give to help others
11. continue __	k. a feeling of being together like brothers and sisters

2. Complete the Sentences

Choose the best word to complete each sentence. Use each word only once.

continue important difficult support each other pass by
 on their way entrance sense donations unity

- When times are _____, families need to help each other.
- Yossi and David pass by the police station _____ to school every morning.
- Many people _____ our house on their way to work or school.
- It is very _____ to be kind to others.
- Good friends always _____ when someone has problems.
- We will _____ studying English until we speak well.
- The neighbors showed great _____ when they worked together to clean up the park.
- Please wait for me at the _____ of the building.

- 9. I have a _____ that something good will happen today.
- 10. The school collected _____ of books and clothes for poor families.



3. True or False?

Read each sentence.

Write **T** (True) or **F** (False).

If false, change one word to make it true.

- 1. The entrance is where you go out of a building. _____

Correction: _____

- 2. Volunteers work because they want to help people. _____

Correction: _____

- 3. Donations are things people sell for money. _____

Correction: _____

- 4. A police officer's job is to protect people. _____

Correction: _____

- 5. A sense of something means a feeling of it. _____

Correction: _____

- 6. A community is one person living alone. _____

Correction: _____

- 7. When something is difficult, it is easy to do. _____

Correction: _____

- 8. If you continue something, you stop doing it. _____

Correction: _____

- 9. Unity means people fight against each other. _____

Correction: _____

4: Create Your Own Sentences

Write one sentence using each pair of words.

Make sure your sentence shows you understand both words.

Example: entrance + pass by:

"Many people pass by the entrance of the store."

a. community + volunteers

b. difficult + support each other

c. donations + important

d. station + on their way

e. continue + to protect

f. unity + sense



★ **BONUS:** Write a sentence with 3 vocabulary words!

The Trabelsi Brothers Help Soldiers - Heroes from Oct. 7

Three brothers live in a small settlement in the south of Israel. Their names are Kobi, Eliran, and Dror Trabelsi. When the war started, they were very scared and worried. But they wanted to help their country. They decided to do something good for the soldiers who were fighting.

The brothers put a small table at the entrance of their settlement. They put coffee and some food on the table. When soldiers, on their way to Gaza, would pass by the *yishuv*, they could stop and drink coffee. The soldiers were very happy to have hot coffee and food. Soon, many soldiers heard about the brothers' table. More and more soldiers came to visit.

The small table was not big enough anymore. The brothers made their help station bigger. They called it "*Shuva Achim*," which means "Return of Brothers". Now it is like a big store for soldiers. They have clothes, soap, toothbrushes, food, and drinks. The station is open 24 hours every day.

The three brothers work very hard. Their mother helps them too. Other people from their community also come to help as volunteers. Every day, they make 2,000 meals for soldiers! People bring donations of clothes and food to help the soldiers. The brothers are very happy that they can help the soldiers who protect Israel.

Growing up, the Trabelsi brothers' parents taught them about kindness and how important it is to help other Jews. The brothers feel a strong sense of unity with all of Am Yisrael. They believe that during difficult times, Jewish people must support each other and work together.

The soldiers and other volunteers always say "thank you" to the Trabelsi family. The brothers know that helping soldiers is very important work. They will continue to help as long as the soldiers need them. Their small coffee table became something much bigger and more important for their country.

The brothers pray that HaShem will continue to protect Am Yisrael. They hope HaShem will give strength to all the soldiers who risk their lives for the Jewish people. The Trabelsi brothers believe that when people help each other with love, HaShem helps them, too.



Reading Comprehension Activities

1: Multiple Choice

Circle the letter of the best answer for each question.

1. What are the names of the three brothers?
 - a. Kobi, Eli, and David
 - b. Kobi, Eliran, and Dror
 - c. Eli, Dror, and Avi

2. What does "Shuva Achim" mean?
 - a. Help Station
 - b. Brother's Coffee
 - c. Return of Brothers

3. How many meals do they make every day?
 - a. 1,000 meals
 - b. 2,000 meals
 - c. 3,000 meals

4. Who helps the brothers with their work?
 - a. Only their mother
 - b. Only other soldiers
 - c. Their mother and community volunteers

5. What did the brothers' parents teach them about?
 - a. How to make coffee
 - b. Kindness and helping other Jews
 - c. How to run a business

6. The help station is open
 - a. only during the day
 - b. only on weekends
 - c. 24 hours every day

7. What did the brothers first put on their small table?
 - a. clothes and soap
 - b. coffee and food
 - c. books and games

8. Where do the brothers live?
 - a. in a big city in Israel
 - b. in a small settlement in southern Israel
 - c. in northern Israel

9. Why did the brothers decide to help?
 - a. They wanted to make money.
 - b. Someone told them to help.
 - c. They wanted to help their country.



2: The Brothers' Help Station - Before and After

The Trabelsi brothers' help grew from small to big!


A. Complete the chart to show how things changed, using words from the story.

BEFORE (Small Beginning)	AFTER (Big Success)
What they had: <ul style="list-style-type: none"> • A _____ table _____ and food • At the _____ of their settlement 	What they have now: <ul style="list-style-type: none"> • A big help _____ called "Shuva Achim" • Clothes, soap, _____, food, and drinks • Open _____ hours every day
Who helped: Only the three _____	Who helps: <ul style="list-style-type: none"> • The three brothers • Their _____ • _____ from the community
How many people they helped: Just a _____ soldiers	How many people they help: They make _____ meals every day!

B: Circle the Right Answer:

Choose the correct words to complete each sentence.

- The brothers' feelings changed from scared and worried to _____.
happy and proud / angry and tired
- The size changed from a small table to a _____.
big station / small house
- The help changed from just coffee to _____.
many different things / only food



3: Fill in the Blanks with Story Vocabulary

Complete the sentences using words from the box. Use each word only once.

entrance	community	volunteers	donations	protect
difficult	support each other	continue	station	sense

1. The brothers put a table at the _____ of their settlement.
2. People from their _____ came to help the brothers.
3. Many people work as _____ to help the soldiers without getting paid.
4. People bring _____ of clothes and food to help.
5. The soldiers fight to _____ Israel and keep it safe.
6. The brothers believe that during _____ times, people must help each other.
7. Jewish people must _____ and work together.
8. The brothers will _____ to help soldiers as long as they need help.
9. The help _____ is now like a big store for soldiers.
10. The brothers feel a strong _____ of unity with all Jewish people.



Creative Writing: Write Your Own Am Yisrael Unity Story

The Trabelsi brothers showed unity by helping their fellow Jews in Eretz Yisrael with food and supplies. Now it's your turn!

Write your own story about a different way to help and contribute to Am Yisrael in Eretz Yisrael.

➤ **Step 1: Choose Your Way to Help Am Yisrael**

Circle ONE way you want to help and contribute:

- a. Organize food drives for families in need throughout Israel
- b. Collect school supplies for children in need
- c. Create care packages for new immigrants (olim chadashim)
- d. Organize community Tehillim groups for Am Yisrael
- e. Start a Torah learning program to strengthen Jewish unity
- f. Organize toy drives for children in hospitals across Israel
- g. Other: _____

➤ **Step 2: Plan Your Unity Project**

Answer these questions in your notebook to plan your story:

- a. Where will you set up your help project?
- b. What will you offer at the beginning? (Start small like the brothers!)
- c. Who will help you?
- d. What donations will people bring?
- e. How will this project bring unity to Am Yisrael?

➤ **Step 3: Write about How You Can Help Am Yisrael (100-150 words)**

Use these vocabulary words in your story. Check (✓) each word as you use it:

- | | | | |
|------------------------------------|------------------------------------|---|------------------------------------|
| <input type="checkbox"/> entrance | <input type="checkbox"/> community | <input type="checkbox"/> volunteers | <input type="checkbox"/> donations |
| <input type="checkbox"/> protect | <input type="checkbox"/> difficult | <input type="checkbox"/> support each other | |
| <input type="checkbox"/> important | <input type="checkbox"/> continue | <input type="checkbox"/> station | <input type="checkbox"/> unity |

Creative Speaking Activity: Am Yisrael Unity Role Play

- a. Work in groups of 3 people.
- b. Each person gets a different role to play.
- c. Read your role card carefully.
- d. Practice what you will say.
- e. Act out the scene.
- f. Switch roles and try again.



Situation 1: Starting a Chesed Project

Someone wants to start a chesed project to help Jewish families in Israel. They need other people to help them.

Role Cards:

Role A: Community Organizer

You want to start a help project.

- Explain your idea.
- Ask people to help you.
- Say why helping is important.
- Be excited and friendly.

What you can say:

- "I have an idea to help families in Israel..."
- "We can collect food/clothes/toys for..."
- "This is important because..."
- "Will you help me?"

Role B: Excited Volunteer

You want to help right away.

- Ask questions about the project.
- Offer to help in different ways.
- Show you are excited.
- Suggest new ideas.

What you can say:

- "That sounds great! How can I help?"
- "I can bring..."
- "My family can help, too!"
- "When do we start?"

Role C: Community Member with Questions

You are interested but need more information.

- Ask questions about the project.
- You want to know how it will work.
- Ask who will benefit.
- Decide if you want to help.

What you can say:

- "How will this work?"
- "Who will get the help?"
- "What do I need to do?"
- "That sounds good. I will help."

Situation 2: Visiting Families You Helped

Your help project worked! Now you visit the families you helped to see how they are doing.

Role Cards:

Role A: Family Who Got Help

You received help from the project.

- Thank the helpers.
- Explain how the help made your life better.
- Show you are happy and grateful.
- Offer to help other families, too.

What you can say:

- "Thank you so much for..."
- "This help made our life easier because..."
- "My children were so happy when..."
- "Now I want to help other families, too."

Role B: Project Organizer

You started the help project.

- Ask how the family is doing.
- Feel proud of the good work.
- Listen to their stories.
- Talk about helping more families.

What you can say:

- "How did our help change things for you?"
- "I'm so happy we could help."
- "Your story makes me feel proud."
- "We want to help more families."

Role C: Volunteer

You helped collect and give things.

- Feel good about helping.
- Ask about what the family needs.
- Share your feelings about helping.
- Suggest ways to help more.

What you can say:

- "It feels good to help other Jews."
- "Do you need anything else?"
- "I learned that helping others makes me happy."
- "We should continue this project."

Personal Plan

Choose one thing you want to do:

- | | |
|---|--|
| <input type="checkbox"/> Start a small chesed project at school | <input type="checkbox"/> Help a neighbor or friend in need |
| <input type="checkbox"/> Collect donations for a good cause | <input type="checkbox"/> Volunteer in my community |
| <input type="checkbox"/> Learn more about helping others | <input type="checkbox"/> Other: _____ |

What will you do? _____

When will you start? _____

Who will help you? _____

Teacher Answer Key

Pre-Reading Activities:

1: Ways to Help People

1. b 2. d 3. c 4. a

Vocabulary Practice Activities:

1: Word Matching

1. h 2. j 3. d 4. g 5. k 6. e 7. b 8. i 9. a 10. f 11. c

2: Complete the Sentences

1. difficult 2. on their way 3. pass by 4. important
 5. support each other 6. continue 7. unity
 8. entrance 9. sense 10. donations

3. True or False?

1. F. The entrance is where you go into the building.
2. T
3. F. Donations are things people give away for free.
4. T
5. T
6. F. A community is many people living together or doing something together.
7. F. When something is difficult, it is hard to do.
8. F. If you continue doing something, you don't stop. /If you continue doing something, you keep on doing it.
9. F. Unity means people work together and get along.

Reading Comprehension Activities

1. Multiple Choice

1. b. 2. c. 3. b. 4. c. 5. b. 6. c. 7. b. 8. b. 9. c.

2. The Brothers' Help Station

A.

BEFORE (Small Beginning)	AFTER (Big Success)
What they had: A <u>small</u> table <u>with coffee</u> and food At the <u>entrance</u> of their settlement	What they have now: A big help <u>station</u> called "Shuva Achim" Clothes, soap, <u>toothbrushes</u> , food, and drinks Open <u>24</u> hours every day
Who helped: Only the three <u>brothers</u>	Who helps: The three brothers, their <u>mother, and</u> <u>volunteers</u> from the community
How many people they helped: Just a <u>few</u> soldiers	How many people they help: They make <u>20000</u> meals every day!

- B.** 1. Happy and proud 2. big station 3. many different things

3. Fill in the Blanks with Story Vocabulary

1. entrance 2. community 3. volunteers 4. donations
 5. protect 6. difficult 7. support each other
 8. continue 9. station 10. Sense

Teacher's Final Message:

Just like the Trabelsi brothers started with a small table and coffee, you can start with small acts of kindness. When we help each other with love and unity, we make Am Yisrael stronger. Remember: Every small action can grow into something beautiful and important.