

# How to Use the Storytelling Boards

**Level:** Intermediate | 7<sup>th</sup>-8<sup>th</sup> grades

**Activity:** Written Production

**Objective:** Students write a story using picture boards.

**Preparation:** Print the pictures – in color if possible. It would be wise to laminate the pages.

## Pre-writing



Present one of the storytelling boards to the class. Tell the students that they are going to write a story about the pictures. Elicit from students who might be the **characters** in the story, the **setting** (the time and the place) of the story, the **conflict**, and the **outcome**.

Encourage them to use their imagination and be as creative as possible. The story can be funny, serious, scary, realistic, or imaginary/unrealistic.

## Writing



Give the students a different board. Have them make up a story from the pictures. Depending on the level of the class, you can either write the first story together with your students, or have them write it on their own, in pairs or individually.

It is recommended that you go over the checklist together before they start writing.

## Editing



Make sure your students use the checklist on the next page before they hand in their written story.

If they can't check the 'yes' box for each of the elements, their story needs more work.

## Post-writing / Follow -Up



Students can tell each other the stories they have written. If the students use the same board, they can compare their stories. They can also switch stories without the endings and write new endings for their friends' stories.

## CHECKLIST

### CONTENT

### תוכן


1. I used my answers from part A to write the story.	☺	☹	1. נעזרתי בתמונות לכתיבת הסיפור.
2. I described the characters in the story.	☺	☹	2. תיארתי את הדמויות בסיפור.
3. I described the setting of the story.	☺	☹	3. תיארתי את המקום ואת הזמן שבהם הסיפור מתרחש.
4. My story includes a conflict.	☺	☹	4. הסיפור שלי כולל קונפליקט.
5. My story has an outcome.	☺	☹	5. הסיפור שלי כולל פתרון של הקונפליקט.
6. I used adjectives to make the story entertaining.	☺	☹	6. השתמשתי במילות תיאור כדי שהסיפור יהיה מעניין/משעשע.
7. I wrote 70-80 words.	☺	☹	7. כתבתי 70-80 מילים.
8. I added an interesting title.	☺	☹	8. הוספתי כותרת מעניינת.

### LANGUAGE


### שפה

9. I used a dictionary to check my spelling.	☺	☹	9. השתמשתי במילון לבדוק את הכתיב.
10. I included a subject and a verb in each sentence.	☺	☹	10. כללתי נושא ופועל בכל משפט.
11. I started names with capital letters.	☺	☹	11. התחלתי שמות באותיות גדולות.
12. I started each sentence with a capital letter.	☺	☹	12. התחלתי כל משפט באות גדולה.
13. I ended each sentence with a period.	☺	☹	13. סיימתי כל משפט בנקודה.

BOARD 1



BOARD 2






### BOARD 3



BOARD 4






BOARD 5





**BOARD 6**





**BOARD 7**



BOARD 8



BOARD 9





**BOARD 10**

