

מדינת ישראל  
משרד החינוך  
האגף לחינוך מבוגרים

רמת הבחינה : גמר  
מועד הבחינה : קיץ תשפ"ד, 2024  
היקף הבחינה : 2 יח"ל  
מספר שאלון : 990102



אנגלית – שתי יחידות לימוד  
הוראות לנבחן

א. משך הבחינה : שלוש שעות.

ב. מבנה השאלון ומפתח הערכה : בשאלון זה שני פרקים.

חלק 1 : לשון ואוצר מילים = 40 נקודות

חלק 2 : הבנת הנקרא = 60 נקודות

סה"כ : 100 נקודות.

ג. הוראות מיוחדות :

- (1) עליכם לרשום את כל תשובותיכם בגוף השאלון (במקומות המיועדים לכך).  
(2) כתבו תשובותיכם **בעט בלבד!** תשובות שייכתבו בעיפרון לא יילקחו בחשבון.

ד. חומר עזר מותר בשימוש : מילון דו – לשוני רגיל ו/או אלקטרוני.  
נבחן "עולה חדש" רשאי להשתמש במילון דו – לשוני : אנגלית – שפת אמו.

ה. מלאו את הפרטים הבאים :

<b>פרטי הנבחן :</b>	<b>פרטי מרכז השכלה :</b>
מספר הנבחן ברשימה : _____	שם המוסד : _____
שם משפחה + פרטי : _____	שם מרכז הבחינה : _____
ת.ז. <input type="text"/>	
שם המעריך : _____	
ציון הבחינה : _____	

**בהצלחה!**






## PART 1 – LANGUAGE AND VOCABULARY

### חלק 1 – אוצר מילים ולשון \ الفصل الأول – اللغة والكلمات

#### A. Choose the correct sentence for each picture. Circle the letter.

א. בחרו את המשפט הנכון המתאר כל תמונה. הקיפו במעגל את האות המתאימה.  
א. إختاروا الجملة الصحيحة لكل صورة. ضعوا دائرة حول الحرف الملائم.

(10 Points / נקודות/ درجة)

1.		<p>a. He is reading.</p> <p>b. They are reading.</p> <p>c. He is running.</p>
2.		<p>a. They are eating.</p> <p>b. She is cooking.</p> <p>c. He is cleaning.</p>
3.		<p>a. He is reading.</p> <p>b. He is playing with a ball.</p> <p>c. She is working on the computer.</p>
4.		<p>a. He is writing.</p> <p>b. She is working.</p> <p>c. He is playing the guitar.</p>
5.		<p>a. They are sitting on the couch.</p> <p>b. They are walking home.</p> <p>c. He is planting a tree.</p>

## B. Circle the correct answer.

ב. הקיפו במעגל את התשובה הנכונה.

ב. ضعوا دائرة حول الجواب الصحيح.

(Points 20 / נקודות / درجة)

### Preparing a Meal

Parent: Good afternoon! Did you **(decide / decides / deciding)** what you want for dinner tonight?

Child: Hi! I think we should have spaghetti.

Parent: Spaghetti **(sound / sounds / sounding)** good. Do you want to help me cook?

Child: Yes, I'd love to! I can **(cutting / cuts / cut)** the vegetables.

Parent: That's great. We also need to boil water for the pasta. Have you ever done that before?

Child: No, but I **(watch / watches / watched)** you do it many times. I think I can try.

Parent: Alright. Just be careful, the water is hot. After boiling the pasta, we **(add / adds / adding)** the sauce.

Child: Got it! And then we **(eat / eats / eating)** it, right?

Parent: Yes! After dinner, remember to **(helps / help / helping)** me clean up.

Child: Of course! We always **(doing / does / do)** it together.

Parent: Exactly. It's important to keep the kitchen clean.

Child: Yes, I **(understand / understands / understanding)**. Thanks for teaching me how to cook!

Parent: You're welcome! Cooking together **(am / are / is)** always fun.

**C. Choose a suitable answer from the box. Then write it next to the question.**

ג. בחרו בתשובה המתאימה מתוך התשובות שלמטה, והעתיקו אותה ליד השאלה.

ج. إختاروا الجواب الملائم من بين الأجوبة الواردة أدناه وانسخوها بجانب السؤال.  
(10 Points / נקודות/ درجة)

1. Where were you today?

---

2. When does the plane land?

---

3. What is your favorite ice cream flavor?

---

4. Are you going to the game tomorrow?

---

5. How much does a newspaper cost?

---

**ANSWERS**

תשובות \ أجوبة

- Yes
- At school
- At 12:00 p.m.
- 4 shekels
- Vanilla

## PART 2 - READING COMPREHENSION

### חלק 2 – הבנת הנקרא \ 11 الفصل الثاني فهم المقرر

#### D.1. Read the text below.

ד.1. קראו את הקטע הבא.

ה.1. اقرؤوا النص التالي.

#### Going to the Supermarket

When we need food and things for our house, we often go to a place called a supermarket. A supermarket is a big shop where you can find many different things to buy. People visit supermarkets regularly to buy what they need for their homes.

Inside a supermarket, there are many sections. There is a section for fresh fruits and vegetables. You can find apples, bananas, carrots, and lettuce. Another section has meat and fish. Also, there are shelves with boxes and cans of food, like soup and pasta.

When you go to a supermarket, you take a cart (עגלה) or a basket. As you walk around, you put the items you want to buy in your cart or basket. When you are done, you go to the checkout area. Here, a worker called a cashier will help you pay for your items.

At the checkout, the cashier scans each item to find out the price. You can pay with money, like dollars and cents, or with a credit card. After you pay, you get a receipt. This is a small paper that shows what you bought and how much it cost.

Going to the supermarket is a part of everyday life. It is where we get food and other things we need. Next time you visit a supermarket, think about all the different items you can find there and how they help us in our daily lives.

**D.2. Fill in the suitable words according to the text. Use the words from the box.**

ד.2. השלימו את המשפטים בעזרת המילים המתאימות לפי הקטע.

השתמשו במילים מהתיבה.

ה.2. أكملوا بواسطة الكلمات الملائمة حسب الإعلان أعلاه. إستعملوا الكلمات الموجودة

داخل الصندوق. توجد كلمتان زائدتان.

(16 Points / נקודות / درجة)

vegetables	receipt	fruit	basket
cashier	supermarket	checkout	dollars

1. Every week, we go to the \_\_\_\_\_ to buy our groceries.
2. In the produce section, we can choose from many kinds of fresh \_\_\_\_\_.
3. Carrots and lettuce are some of the \_\_\_\_\_ we often buy.
4. After selecting all our items, we go to the \_\_\_\_\_ to pay.
5. The \_\_\_\_\_ helps us by scanning each item to calculate the total price.
6. At the supermarket you can use a cart or a \_\_\_\_\_ to carry your things.
7. I always save the \_\_\_\_\_ to check if all the charges are correct.
8. I can pay with \_\_\_\_\_ and cents or use my credit card at the supermarket.

### E.1. Read the dialogue and fill in the form.

ה.1. קראו את השיחה, ומלאו את הטופס.

ו.1. اقرؤوا الحوار التالي وعبئوا النموذج.

#### Planning a Holiday Trip

**Anna:** Hello, I'm looking to plan a holiday trip.

**Ben:** Hi, Anna! That sounds exciting. Where do you want to go?

**Anna:** I'm thinking about going to the beach.

**Ben:** The beach is a great choice! Do you know which beach you want to visit?

**Anna:** I'm not sure. Do you have any recommendations?

**Ben:** Yes, Sunny Beach is very popular. It has beautiful sand and clear water.

**Anna:** That sounds nice! What activities can I do there?

**Ben:** You can swim, sunbathe, and there are boat tours as well.

**Anna:** I love boat tours! How much does it cost to stay there?

**Ben:** It depends on the hotel. A nice hotel near the beach costs about 100 dollars per night.

**Anna:** That's reasonable. How do I get there?

**Ben:** You can drive or take a bus. The bus ride takes about three hours.

**Anna:** I think I'll take the bus. When is the best time to visit?

**Ben:** The best time is in the summer, from June to August.

**Anna:** Great! I'll plan my trip for July. Thank you for your help, Ben!

**Ben:** You're welcome, Anna! Have a great trip.

**E.2. Fill the correct answer according to the dialogue you read.**

ה.2. מלאו את הטופס לפי השיחה.

ו.2. عَيّنوا النموذج حسب الحوار.

(Points 20 / נקודות / درجة)

**Buying a New Car Planning a Holiday Trip**

Who is planning a holiday trip? \_\_\_\_\_

Who is helping plan the trip? \_\_\_\_\_

Where does Anna want to go? \_\_\_\_\_

What is the name of the beach Ben recommends? \_\_\_\_\_

What activities can Anna do at the beach? \_\_\_\_\_

How much does it cost to stay in a hotel near the beach? \_\_\_\_\_

How can Anna get to the beach? \_\_\_\_\_

How long is the bus drive to the beach? \_\_\_\_\_

When is the best time to visit the beach? \_\_\_\_\_

What month does Anna choose for her trip? \_\_\_\_\_



## F.1. Read the Text and answer the questions in English.

ו.1. קראו את הקטע, וענו על השאלות באנגלית.

ז.1. اقرؤوا النصّ وأجيبوا على الأسئلة باللغة الإنجليزية.

### Four Amazing Colors

Colors are very important in our world. They are not just in art, but in nature, in the things we use every day, and even in the clothes we wear. Colors can make us feel different things. Let's explore four amazing colors: red, blue, green, and yellow.

Red is a very strong color. It is the color of things like apples, fire trucks, and roses. People often think of red as a color that means strong feelings, like love or danger. It stands out and catches our eye quickly.

Blue is a calm and cool color. You can see blue in the sky on a sunny day and in the ocean. Blue is a color that can make us feel peaceful and relaxed.

Green is the color of nature. It is the color of grass, leaves, and many vegetables. Green is a color that can make us feel fresh and healthy. It is also used in traffic lights to mean 'go'.

Yellow is a bright and cheerful color. It is the color of the sun and things like bananas and sunflowers. Yellow can make us feel happy and energetic. It is a color that is easy to see even from far away.

Each color has its own beauty and meaning. Colors can tell us things without using words. They are a special part of our world.

**F.2. Answer the questions in English according to the text.**

ו.2. ענו על השאלות באנגלית בהתאם לקטע.

ז.2. أجيبوا على الأسئلة باللغة الإنجليزية حسب النص.

(Points 24 / נקודות/ درجة)

1. Where can we find colors?

---

2. What are the four colors the article talks about?

---

3. To what feelings is the color red connected to?

---

4. Where do we see the color blue?

---

5. How can the color green make us feel?

---

6. What does the color green mean in the traffic light?

---

7. What are two examples of yellow things?

---

8. Colors can communicate messages or meanings without?

---

***Good Luck!***