

מדינת ישראל
משרד החינוך

ראמ"ה
הרשות הארצית
למדידה והערכה בחינוך

המזכירות הפדגוגית

English Tasks Grade 8

Name: _____

משימה 1 TASK 1

Sara is giving a class presentation.

Read the questions for task 1 before you hear the presentation.

You will hear the presentation twice.

.....

Answer the questions in English according to the conversation you heard.

שרה מדברת לפני הכיתה.

עיינו בשאלות של משימה מספר 1 לפני שתשמעו את דבריה.

אתם תשמעו את הקטע פעמיים.

.....

ענו באנגלית על השאלות לפי השיחה ששמעתם.

1. This presentation is about _____.

.....

2. What do you get after you pay to enter the museum?

- a ☐ a chocolate drink
b ☐ a chocolate bar
c ☐ a chocolate house
d ☐ a chocolate knife

3. One thing Sara learned at the museum is ____.

- a ☐ how to melt milk chocolate
- b ☐ how to make chocolate drinks
- c ☐ that chocolate is made of cocoa beans
- d ☐ that white chocolate is from Africa

.....

4. What did Sara make at the museum?

Write one thing.

.....

5. Sara tasted special chocolate with olives and pepper ____.

- a ☐ at the end of her museum visit
- b ☐ with her chocolate pancakes
- c ☐ while drinking hot chocolate
- d ☐ when she paid for her ticket

.....

6. Tick (✓) **True** or **False**.

	True	False
a. Chocolate can help if you have a cold.		
b. Hot chocolate drinks come from Spain.		
c. Sara likes special chocolate the best.		

משימה TASK 2

Mr. Brown is being interviewed on a radio program called "School Life". Read the questions for task 2 before you hear the interview. You will hear the interview twice.	מר בראון מתראיין בתכנית רדיו הנקראת "School Life". עיינו בשאלות של משימה מספר 2 לפני שתשמעו את הריאיון. אתם תשמעו את הריאיון פעמיים.
.....
Answer the questions in English according to the conversation you heard.	ענו באנגלית על השאלות לפי הריאיון ששמעתם.

Questions

7 . The *Big Classroom School* is for children who ____.

- a ☐ can't take tests alone
 - b ☐ live far away from school
 - c ☐ don't want to go to school
 - d ☐ want teachers to visit them at home
-

8. How do the children study at the *Big Classroom School* today?

- a ☐ They have lessons on their computers at home.
- b ☐ Together with other students at their house.
- c ☐ The same way as in other regular schools.
- d ☐ They listen to classes on the radio.

9. How do pupils in the *Big Classroom School* take their tests?

a ☐ They do the tests on their computers at home.

b ☐ They take tests at home with teachers.

c ☐ They go to the teacher's house.

d ☐ They travel to a regular school.

.....

10. Where do pupils of the *Big Classroom School* meet other pupils?

Write **one** answer.

.....

11. Another good name for this school could be ____.

a ☐ The Radio School

b ☐ The Brown School

c ☐ An Online School

d ☐ Once-A-Month School

משימה 3 TASK 3

Read the following story.

Answer the questions in English according to the story.

קראו את הסיפור הבא.

ענו באנגלית על השאלות על פי הסיפור.



The Bird and the Fish







One day, a bird was very hungry. It flew over a river and saw a big fish. "This is my dinner," it thought happily. The bird flew down, caught the fish in its mouth and took it up into a tree. The fish was afraid and said to the bird, "Bird, please don't eat me. I want to live." The bird said nothing. The fish said, "I know your father and mother. They sing beautifully!" Again, the bird said nothing. The fish tried again. It said, "I know your brothers and sisters too. They also sing beautifully!" "Mmmm," said the bird, but it did not open its mouth. Then the fish said, "Everyone in your family can sing, but I know that you are the best singer. Please sing for me." "Aha!" said the bird proudly. It was so happy that it opened its mouth and started to sing. The fish fell back into the river and it was saved. The unhappy bird was still hungry.

12. Number the pictures in the order of the five main events in the story.
Write the number (1 to 5) in the box next to each picture.
Start from number 1.

Note: There is one more picture than you need.

12. מספרו את התמונות לפי סדר ההתרחשות של חמשת האירועים המרכזיים בסיפור.
כתבו במשבצת שליד כל תמונה את המספר המתאים (מ-1 עד 5).
התחילו במספר 1.

שימו לב: יש תמונה אחת יותר מן הנדרש.

<p>a.</p>  <div data-bbox="252 1041 331 1120" style="border: 1px solid black; width: 50px; height: 35px; margin-top: 10px;"></div>	<p>b.</p>  <div data-bbox="802 1041 882 1120" style="border: 1px solid black; width: 50px; height: 35px; margin-top: 10px;"></div>
<p>c.</p>  <div data-bbox="252 1489 331 1568" style="border: 1px solid black; width: 50px; height: 35px; margin-top: 10px;"></div>	<p>d.</p>  <div data-bbox="802 1489 882 1568" style="border: 1px solid black; width: 50px; height: 35px; margin-top: 10px;"></div>
<p>e.</p>  <div data-bbox="252 1915 331 1993" style="border: 1px solid black; width: 50px; height: 35px; margin-top: 10px;"></div>	<p>f.</p>  <div data-bbox="802 1915 882 1993" style="border: 1px solid black; width: 50px; height: 35px; margin-top: 10px;"></div>

13. At the beginning of the story, the fish asked the bird ____.

- a ☐ to sing a song
- b ☐ if it is hungry
- c ☐ about its family
- d ☐ not to eat it



14. The fish was afraid ____.

- a ☐ of its father and mother
- b ☐ of the bird
- c ☐ to open its mouth
- d ☐ to fall into the river



15. The fish wanted the bird to sing because ____.

- a ☐ the fish wanted to live
- b ☐ the fish was hungry
- c ☐ the bird was the best singer
- d ☐ the bird's family sang beautifully




16. What is another name for the story?

- a ☐ The Beautiful Bird
- b ☐ The Clever Fish
- c ☐ The Lazy Bird
- d ☐ The Proud Fish

משימה 4 TASK 4


<p>Miri sent two postcards from Turkey to her friend Rina who is in Israel.</p> <p>Read the postcards and answer the questions in English according to the texts.</p>	<p>מירי שלחה שתי גלויות מטורקיה לחברתה רינה שבישראל.</p> <p>קראו את הגלויות וענו באנגלית על השאלות על פי הכתוב.</p>
---	---

Postcard 1

<p style="text-align: right;">Monday, April 20th, 2009</p> <p>Dear Rina,</p> <p>My parents and I arrived in Turkey last Sunday. We are in a village near Antalya, which is on the Mediterranean Sea*. We are staying with my grandparents, who live here in a beautiful fishing village. You can see the village in the picture on the other side of this postcard.</p> <p>This morning we went swimming. Then I went on a fishing boat with my grandfather. We caught a lot of fish and then cooked them for dinner. They were delicious!</p> <p>Tomorrow we are going to Istanbul, which is near Greece and the Black Sea. It is a long trip - about 700 kilometers.</p> <p style="text-align: right;">I miss you, Miri</p>	<div style="text-align: center;">  </div> <hr/> <p>Rina Amir</p> <hr/> <p>6 Yam St.</p> <hr/> <p>Netanya 61253</p> <hr/> <p>Israel</p>
---	---

*Mediterranean Sea - הים התיכון

Postcard 2

<p style="text-align: right;">Thursday, April 23rd, 2009</p> <p>Dear Rina,</p> <p>We are in Istanbul. It is a huge city!</p> <p>Yesterday we went to the Galata Tower, which was built about 750 years ago by the Italians. We climbed to the top of the tower - 143 stairs! From the top, we could see the whole city. Look at the picture on the postcard. That's the tower.</p> <p>In the evening, we went to my aunt's house. She made us <i>pide</i>. It tasted like pizza. I loved it!</p> <p>I will be home tomorrow. I can't wait to see you!</p> <p style="text-align: right;">Miri</p>	<div style="text-align: center;">  </div> <hr/> <p>Rina Amir</p> <hr/> <p>6 Yam St.</p> <hr/> <p>Netanya 61253</p> <hr/> <p>Israel</p>
--	---

17. Each postcard that Miri sent has a picture on it. Look at the pictures below.

Match **one** picture to postcard 2.

Write the letter of the picture (A, B, C or D).

17. בכל גלויה שמירי שלחה יש תמונה. התבוננו בתמונות שלמטה.

התאימו תמונה אחת לגלויה מספר 2.

בתשובתכם כתבו את האות של התמונה (A, B, C או D).

Postcard 2: _____

A.



B.



WWW.ISTOCKPHOTO.COM©

C.



D.



18. What did Miri do before she went on a fishing boat?

.....

19. How far is Antalya from Istanbul?

.....

20. When is Miri going home? Write the **date**.

.....

21. What did Miri do in each place? Tick (✓) in the correct column. One answer is done for you. You can tick more than one column in each row.	21. מה עשתה מירי בכל אחד מהמקומות? סמנו (✓) בטור המתאים. תשובה אחת מסומנת בעבורכם. אפשר לסמן יותר מטור אחד בכל שורה.
--	--

	A village near Antalya	Istanbul
went swimming	✓	
ate <i>pide</i>		
went on a boat		
visited family		
climbed a tower		

22. Miri went to a village near Antalya first.
Where did Miri go next?
Write the letter (A, B, C or D) that shows the place on the
map: _____ (write one letter only).
Use the information from the postcards on page 16.



TASK 5 משימה

Read the text about koalas.

Answer the questions in English according to the text.

קראו את הטקסט על הקואלות.
ענו באנגלית על השאלות על פי
הטקסט.



Introduction

Koalas are often called 'koala bears' but this is not correct. They do not belong to the bear family. Koalas, like kangaroos, belong to the *marsupial* family.

Marsupials are animals that have a pouch, or pocket, where they keep their babies. The baby koalas are called 'joeys'. They live in their mother's pouch for six or seven months. When the joeys are older, the mothers sometimes carry them on their backs.

Description

What koalas look like

Koalas have gray and white fur, round ears and a black nose. Adult koalas weigh about 12 kilograms and are about one meter tall.

Habitat

Where koalas live

Koalas come from Australia. The gray areas on the map show where most koalas live.



Diet

What they eat

Koalas only eat the leaves of eucalyptus trees*. These leaves are full of water. Therefore, when koalas eat the leaves, they get most of the water that they need. In fact, in an Aboriginal** language, 'koala' means 'no drink'.

Behavior

What koalas do

Koalas sleep for about 18-20 hours each day. They are awake mainly at night, when they spend most of their time eating. Koalas do not live in groups. They prefer to live alone.

Population

How many koalas live in Australia

In the past, millions of koalas lived in Australia. However, for many years koalas were killed for their fur. Today there are only a few thousand left. Therefore, koalas are a protected species***. That means they must not be hurt or killed.

* eucalyptus trees - עצי אקליפטוס

** Aboriginal - של שבטי הילידים האוסטרלים

*** protected species - בעל חיים המוגדר כמין מוגן

23. A *marsupial* is ____.

- a ☐ an area in Australia
- b ☐ an animal with a pouch
- c ☐ a kind of Australian tree
- d ☐ a family of bears



24. Complete the facts about koalas.

Example: — Name: koala

— Adult height: _____

— Food: _____



25. Where does a joey spend the first months of its life?



26. Koalas don't drink a lot of water because _____

<p>27. To which section of the text would each of the following sentences belong?</p> <p>Copy the name of the section for each sentence.</p>	<p>27. לאיזה סעיף בטקסט אפשר להתאים את כל אחד מהמשפטים הבאים?</p> <p>העתיקו את שם הסעיף המתאים ליד כל משפט.</p>
---	--

Example: Koalas live in trees.

Habitat

a. Koalas have a short tail.

b. Koalas move very slowly.


c. A koala eats between 200 and 500

grams of leaves every day.

משימה 6 TASK 6

28. The school organized a bicycle trip from the school to the beach.
Write a story about what happened on the trip. Use the pictures to help you.
Write 60–80 words in English.
Pay attention to grammar, spelling and punctuation.

28. בית-הספר ארגן טיול רכיבה על אופניים מבית-הספר לחוף הים.
כתבו סיפור על מה שהתרחש בטיול. היעזרו בתמונות.
כתבו באנגלית 60-80 מילים.
שימו לב לדקדוק, לכתוב ולסימני הפיסוק.



This image shows a blank sheet of white paper with horizontal ruling lines. The lines are evenly spaced and extend across the width of the page. There are no margins, text, or other markings on the paper.

משימות באנגלית לכיתה ח (דוברי עברית) – תשפ"א

© כל הזכויות שמורות לראמ"ה – הרשות הארצית למדידה והערכה בחינוך, משרד החינוך