

מס' זהות
שם משפחה
שם פרטי
שם ביה"ס

כיתה + מס' כיתה
סמל מוסד
מקצוע

מ
ד
ב
ק
ה



מבחן באנגלית לכיתה ח', פנימי

EIGHTH GRADE ENGLISH TEST, FOR INTERNAL USE

מס' התלמיד/ה באלפון

שם התלמיד/ה

הכיתה

שם ביה"ס

שם היישוב

מ
י
צ
י
ב



361



תלמידים יקרים,

לרשותכם 90 דקות.

במבחן זה שלושה חלקים.

קראו בעיון את כל המשימות וענו בתשומת לב על כל השאלות.

אינכם חייבים לענות על השאלות לפי סדר הופעתן.

בדקו היטב את תשובותיכם לפני מסירת המבחן, ותקנו לפי הצורך.

שימו לב:

• יש לענות על כל השאלות בשפה האנגלית.

• אין להשתמש במילונים במבחן הזה.

בשאלות שבהן אתם נדרשים **לכתוב תשובה**, כתבו אותה במקום המיועד לכך.

בשאלות שבהן אתם נדרשים **לבחור תשובה נכונה מבין כמה תשובות**, בחרו

את התשובה, וסמנו ✕ בתוך הריבוע שלידה.

ראו דוגמה:


The sun is _____ .	
a	<input type="checkbox"/> green
b	<input checked="" type="checkbox"/> yellow
c	<input type="checkbox"/> blue
d	<input type="checkbox"/> black

אם אתם רוצים לתקן את תשובתכם, תקנו אותה כך: ✕, וסמנו תשובה אחרת.

אם תסמנו ✕ ליד יותר מתשובה אחת, התשובה תיחשב שגויה.

בהצלחה!

חלק א' – PART A



התחילו לעבוד בעמוד הבא.

TASK 1 משימה 1

Listen to three local radio ads and answer the questions.

Choose three pictures that match the ads.

Write a number from 1 to 3 in the boxes under the relevant pictures in the order you hear the ads.

Note: There are more pictures than ads.

You will hear the ads twice.

הקשיבו לשלוש הפרסומות ברדיו המקומי וענו על השאלות.

בחרו את שלוש התמונות המתאימות לפרסומות.

מספרו אותן מ-1 עד 3, לפי סדר השמעת הפרסומות. כתבו את המספרים בריבועים שמתחת לתמונות המתאימות.


שימו לב: מספר התמונות גדול ממה שנדרש.

אתם תשמעו את הפרסומות פעמיים.

1. Choose the pictures.

בחרו את התמונות.

a.




b.



c.



d.



e.



f.



Answer the questions.

ענו על השאלות.

2. What are **all** the ads about?

- a summer activities for teenagers
 b fun lessons for teenagers
 c activities in a teen center

3. You want to spend the whole day with your friends.
Where can you go?

- a to the Dance Center
 b to Splash
 c to the Mouse House

TASK 2 משימה 2

Listen to the interview on a radio program and answer the questions in English. You will hear the interview twice.	הקשיבו לריאיון שבתכנית הרדיו וענו על השאלות באנגלית. אתם תשמעו את הריאיון פעמיים.
---	--

Questions

1. Why is Amir Kateeb the guest on the radio program? Complete the sentence.

Amir Kateeb is on the radio program to _____
about ice cream.

2. What is the most popular flavor of ice cream?

3. What does Elena want to know?

- a what you need to make ice cream
b what makes ice cream soft
c what is the most popular flavor of ice cream

4. What makes ice cream soft?

5. What is the name of the radio program?

a All About Ice Cream

b Radio 6

c Ask Your Question

6. After the program, Amir Kateeb will answer questions on the ____ .

a radio


b website

c telephone

7. What do **you** want to know about ice cream? Write a question to ask Amir Kateeb.

המשיכו לעבוד בעמודים הבאים.

PART B – חלק ב' –



המשיכו לעבוד בעמוד הבא.

משימה 3 TASK 3

Read the interview with the tour guide.	קראו את הריאיון עם מדריך הטיולים.
Answer the questions in English according to the text.	ענו על השאלות באנגלית על-פי הטקסט.

Our School News

Interview with Amit Brook, Our School Tour Guide

by Ron Silver

Ron: Amit, why did you become a tour guide?

Amit: When I was young, I loved school trips. I loved going on long walks and listening to the stories that the guides told us. Also, I like working with teenagers. They are lots of fun and full of surprises!

Ron: How do you plan your trips?

Amit: I ask the teachers what the pupils are learning at school in history or geography. I also ask the pupils where they like to go. Some pupils like the desert and others like going to the forest.

Ron: What is your favorite place?

Amit: That's a difficult question to answer. There are so many beautiful places to see, but I do know that I have the best job in the world!

Ron: Thanks for the interview, Amit.

Questions

1. What did Amit enjoy doing on school trips when he was young?

2. Complete the sentence.

Amit likes working with teenagers because _____

3. Who does Amit talk to when he plans a trip, and what does he want to know about the pupils?

Complete the table. Two answers are done for you.

Who does Amit talk to?	What does Amit want to know about the pupils?
a. _____	where they like to go
the teachers	b. _____ _____

4. What does Amit think of his job as a tour guide?

5. The interview with Amit was in ____ .

a a guidebook

b a teen magazine

c an ad for a tour

d a newspaper

משימה 4 TASK 4

Read the *News Report* and the passage from the *Book of Records*.

Answer the questions in English according to the **two texts**.

קראו את הכתבה מהעיתון ואת הקטע מתוך "ספר השיאים".

ענו על השאלות באנגלית על-פי שני הטקסטים.

News Report

Shoes for an Elephant

by Adam Sanders

Gilda, an elephant at the city zoo, had a sore* on her foot. The doctor took care of the sore. He knew it would take a month to get better. He was worried because if Gilda walked on the dirt, her foot would not get better. The doctor needed a way to protect* Gilda's foot. Finally, he had an idea. He could protect her foot with a shoe!

The doctor called Mr. Smith, the shoemaker, and asked him to make a shoe for an elephant. Mr. Smith was very surprised. He had heard of shoes for horses, but not for elephants! Mr. Smith made a red shoe for the elephant in three days. Thanks to Mr. Smith, the sore got better quickly and Gilda can now walk on her foot.

Book of Records

The Biggest Shoe in the World

The biggest shoe in the world was made for an elephant named Gilda. It took the shoemaker three days to make it. The red shoe was 50 centimeters wide and 80 centimeters long! The laces* were two meters long. You can see the shoe at the Museum of Records.

* protect – להגן

* sore – פצע

* laces – שרוכים

Questions

1. Why did Gilda need a shoe?

2. What do we know about Mr. Smith?

a He works at the zoo.

b He makes shoes.

c He is a doctor.

d He doesn't feel well.

3. Why was the shoemaker surprised when the doctor called?

4. Complete the sentence.

Both texts are about _____ .

5. In which text, or texts, can you find the information in the table below?

Tick (✓) the correct column or columns. One answer is done for you.

באיזה טקסט או טקסטים תוכלו למצוא את המידע המופיע בטבלה?
 סמנו (✓) בטור או בטורים המתאימים. תשובה אחת מסומנת עבורכם.

		In the <i>News Report</i>	In the <i>Book of Records</i>
	Why the elephant needed a shoe	✓	
a	The color of the biggest shoe		
b	The name of the person who made the shoe		
c	Where you can see the biggest shoe		

TASK 5 משימה

The 8th grade class at City Junior High School went on a trip to the Galilee.

Use some or all of the pictures to write a story about what happened on the trip.

Write 50-70 words.

Write in English.

Pay attention to grammar, spelling and punctuation.

כיתה ח' בחטיבת הביניים העירונית יצאה לטיול בגליל.

היעזרו בחלק מהתמונות או בכל התמונות וכתבו סיפור על מה שקרה בטיול.

כתבו 50-70 מילים.

כתבו באנגלית.

שימו לב לדקדוק, לכתוב ולסימני הפיסוק.



TASK 6 משימה 6

Read the feature article from the magazine Nature and Us.
Answer the questions in English according to the text.

קראו את מאמר המערכת מתוך העיתון "הטבע ואנחנו".
ענו על השאלות באנגלית על-פי הטקסט.

THE BEACH KIDS**by Mark Halloway**

Pollution is dangerous for sea life. For example, plastic bags may reach the sea and kill fish and other living creatures. People can cause pollution simply by leaving their rubbish* on the beach instead of throwing it away in the trash* bin. This makes me angry because I love the beach – swimming in the sea and relaxing on the sand. But there is no enjoyment when people don't care about keeping the beach clean.

I asked my friends what they thought we could do about all the garbage* on the beach. That's when we started the *Beach Kids*. Instead of complaining, we decided to do something about the problem. Every Friday morning during the summer vacation, we met to clean up the beach. We walked along the beach collecting trash and putting it into big trash bags. One morning we filled more than 40 bags!

Cleaning up the beach wasn't easy. Sometimes, we worked for over three hours. The sun was very hot and the bags were heavy. But it wasn't only hard work. After we finished cleaning up, we jumped into the sea and went for a swim. It felt good to have fun after all that hard work.

Many people thought our work was important and thanked us. Some people helped us pick up the trash. We even became famous in our town. We were interviewed on a local radio station and got a prize from the Mayor for helping keep the beach beautiful. Our families were proud of us.

Next summer, the *Beach Kids* plan to collect the trash again, but we hope that other teenagers at our school will join us. We hope that people won't leave trash on the beach and that when they see us working hard they'll remember to keep the beach clean. Then we'll be able to relax more and really enjoy the beach.

* rubbish = garbage = trash

Questions

1. What problem does the writer write about?

- a cleaning up the school
- b working in hot weather
- c dangers in the sea
- d the trash on the beach

2. Who started the *Beach Kids*?

3. Complete the sentence.

The *Beach Kids* met every Friday morning to _____

4. What was the last thing the *Beach Kids* did at the beach?

5. How do you know that there was a lot of trash on the beach?

המשיכו את המשימה בעמוד הבא.

6. When will the writer be able to have a good time at the beach?

- a when the summer vacation is over
- b when his friends do the work for him
- c when other teenagers help clean up
- d when people keep the beach clean

7. Another name for the article could be ____ .

- a Teens Win a Prize
- b Our Summer Vacation
- c Fun at the Beach
- d Teens Who Care



362

אנגלית (הוראות בעברית) לכיתה ח', נוסח א'