

اسم التلميذ/ة:

الصف:



המזכירות הפדגוגית | למידה בונה אדם
السكرتارية التربوية | التعلّم بيني الإنسان



הרשות הארצית למדידה והערכה בחינוך
راما السلطة القطرية للقياس والتقييم في التربية



משרד החינוך
وزارة التربية


مهمّة تقييم في اللغة الإنجليزية

الصف
الخامس



أدوات تقييم
انطلاقة
لنقيس. لنعرف. لنغيّر.





توجيهات للتلاميذ

- 1 اقرأ النصوص بتمعن ثم أجب عن جميع الأسئلة.
- 2 إذا طُلب منك أن تختار إجابة واحدة من بين عدّة إجابات، ضَع إشارة x بجانب الإجابة التي اخترتها.
- 3 إذا طُلب منك أن تكتب الإجابة عن السؤال، اكتبها باللغة الإنجليزية.
- 4 لا يُسمح لك الاستعانة بالقاموس لأننا نريد أيضاً تقييم ثروتك اللغوية في اللغة الإنجليزية.

الأسئلة والتوجيهات في هذه المهمة مكتوبة بصيغة المذكر لكنّها موجّهة للبنات والبنين على حدّ سواء.

نرجو لك النجاح!

TASK 1

المهمة رقم 1

1

You are going to hear news reports.

Look at the pictures.

Listen to the reports and match the correct picture to each report.

Write the number of each report in the box under its correct picture.

You will hear the reports twice.

Note: There are more pictures than you need.

ستستمع إلى تقارير إخبارية.
تمعن في الصور.

استمع إلى التقارير واختر الصورة الملائمة
لكل واحد من التقارير.

اكتب رقم كل تقرير في المربع الذي تحت
الصورة الملائمة للتقرير.

ستستمع إلى التقارير مرتين.

انتبه: عدد الصور أكبر مما تحتاج إليه.




مثال Example



a.



b.




c.



d.



e.



f.



g.



h.

TASK 2

المهمة رقم 2

You are going to hear a radio interview.

ستستمع إلى مقابلة في الراديو.

Read the questions before you hear the interview.

اقرأ الأسئلة التي أمامك قبل أن تستمع إلى المقابلة.

You will hear the interview twice.

ستستمع إلى المقابلة مرتين.

Answer the questions according to what you hear.

أجب عن الأسئلة بحسب ما سمعت.

2

Julia was sad and angry because people ____.

- a wanted to build houses in the forest
- b wanted to cut down the trees in the forest
- c stopped visiting the forest
- d climbed up the trees in the forest

3

Why do people want to buy the trees?

- a to make fire
- b to eat their fruit
- c to put in their gardens
- d to make tables and chairs

4

Julia built a tree-house because she wanted to ____.

- a save the trees
- b hide from people
- c play in the forest
- d learn about trees

5

Who helped Julia when she lived in a tree?

6

Julia wanted people to know that ____.

- a her tree house is beautiful
- b her life is interesting
- c tables and chairs are expensive
- d trees are important

7

The text is about ____.

- a Julia's good friends
- b how Julia saves money
- c a special thing that Julia did
- d why Julia loves to go on trips

TASK 3

المهمة رقم 3

Read the riddles below.

Write the correct answer from the word bank next to each riddle.

Note: There are more words in the word bank than you need.

اقرأ الأحاديث (الألغاز) التالية.

اكتب بجانب كل أحجية (لغز) الإجابة الملائمة من الإجابات الموجودة في مخزن الكلمات.

انتبه: يوجد في المخزن كلمات أكثر مما تحتاج إليه.

Example
مثال

People sleep on it.
What is it?

It's a bed

8

It falls from the sky.
What is it?

It's _____

11

We drink from it.
What is it?

It's _____

9

We eat it in the morning.
What is it?

It's _____

12

Children study there.
What is it?

It's _____

10

It tells the time.
What is it?

It's _____

13

We wear it on our head.
What is it?

It's _____

Word bank

مخزن الكلمات

— a bed —	a face	a hat
a school	a clock	rain
a family	homework	a shoe
a bottle	summer	breakfast

تابع العمل في الصفحة التالية.

TASK 4

المهمة رقم 4

14

Pupils spoke about the stages of making a poster. Each pupil described one stage.

The pupils' descriptions appear on this page, and some of the stages are shown in pictures on page 11.

Under each picture, write the name of the pupil who described the stage it shows.

Note: Three stages do not have a picture.

تحدّث تلاميذ عن مراحل لتحضير مُلصق (بوستر). كلّ تلميذ وّصف مرحلة واحدة.

أقوال التلاميذ مكتوبة في هذه الصفحة، وفي صفحة 11 يظهر قسم من المراحل في صور.

اكتب اسم التلميذ تحت الصورة التي تظهر فيها المرحلة التي وّصفها.

انتبه: هناك ثلاث مراحل ليس لها صور.

مراحل تحضير المُلصق

Anna: "We take a big piece of paper, colors, newspapers, scissors and glue."

Ron: "We cut out pictures that we like."

Karen: "We color our poster."

Sara: "We write a name for the poster at the top of the paper."






Dana: "We show the poster to the class."

Adam: "We put the poster on the wall in the classroom."

Mia: "We write a short sentence under each picture."

Tommy: "We use glue to stick the pictures onto the paper."

Example
 مثال



15

The teacher asked questions about the pupils' posters. The pupils' answers are on page 13.

بعد تحضير المُصق (البوستر) سألت المعلمة التلاميذ بعض الأسئلة. إجابات التلاميذ مكتوبة في صفحة 13.

Match the pupils' answers to the teacher's questions.

لائم إجابات التلاميذ لأسئلة المعلمة.

Next to each question, write the name of the pupil who answered it.

اكتب اسم التلميذ بجانب السؤال الذي أجاب عنه.

Note: There are two extra answers.

انتبه: هناك إجابتان أكثر مما تحتاج إليه.

أسئلة المعلمة

اسم التلميذ الذي أجاب

Example
مثال

What is the name of your poster?

Mike

1. Who helped you make the poster? _____

2. How did you learn about the water problem? _____

3. Where did you make the poster? _____

4. Did you like working on the poster? _____



إجابات التلاميذ

Mike: The Water Problem in Israel.

Eric: I worked on the poster for 3 hours.

Amy: I read about it on the Internet.

Ben: I made this poster for my school project.

John: I worked on the poster with my sister.

Nina: I enjoyed it very much.

Debbie: I did most of the work at home.



TASK 5

المهمة رقم 5

Read the text below and answer the questions that follow.

اقرأ النصّ التالي، ثمّ أجب عن الأسئلة التي تليّه.

← → www.blog.com



Danny

13.02.2024

I'm Danny from New York City and I like to read books. I read at home and in school, but my favorite place to read is in the park. After school I ride my bike to the park near my house, sit under a tree and read a book.

There are many people in the park, but they don't read books. One day, I had an idea: I can give books to people to read in the park.

Every day, I put books on my bike and give them to people in the park. I tell them, "My bike takes me from place to place, and my books take me to new places too". I want people to know that books are exciting.

Now, when I go to the park, many people come to my bike and take books. They call me "The Book Biker". I'm happy to see that many people are reading in the park.

16

Where does Danny live?

17

Where is Danny's favorite place to read?

- a at home
- b under a tree
- c in class
- d outside the city

18

What do we know about Danny?

- a He writes exciting books.
- b Many people give him books.
- c He likes to ride around the city.
- d He wants people to read in the park.

19

Danny says that reading a book is like riding a bike because ____.

- a everyone likes books and bikes
- b he loves to read books about bikes
- c books and bikes take him to new places
- d everyone has books and bikes at home

20

Do the following questions have an answer in the text?

Mark (x) the correct column for each question.

هل توجد في النصّ إجابات عن الأسئلة التالية؟

ضع إشارة x في العمود الملائم.

	There is an answer in the text	There isn't an answer in the text
a. What is Danny's favorite book?	<input type="checkbox"/>	<input type="checkbox"/>
b. What does Danny think about books?	<input type="checkbox"/>	<input type="checkbox"/>
c. When did Danny learn to ride a bike?	<input type="checkbox"/>	<input type="checkbox"/>
d. Does Danny ride his bike to school?	<input type="checkbox"/>	<input type="checkbox"/>
e. Where does Danny go after school?	<input type="checkbox"/>	<input type="checkbox"/>

21

"The Book Biker" is ____.

- a a name of a book
- b the name of the park
- c the name of Danny's bike
- d a name people give Danny

تابع العمل في الصفحة التالية.

TASK 6

المهمة رقم 6

Read the text below and answer the questions that follow.

اقرأ النصّ التالي، ثمّ أجب عن الأسئلة التي تليّه.

Food Magazine

March 2024



Making a Change

By Paul Dylan

It's important to eat different kinds of food to get everything our body needs. But some people never want to taste* new kinds of food. Do you know why?

5 Dr. Jones has three answers. First, she says that some people don't like trying different kinds of food because they think the food doesn't look good. Second, she says that some people don't try eating new food because they don't like the smell**. Third, Dr. Jones says that children learn from their parents. If parents don't eat different kinds of food at home, their children will not try new kinds of food.

10 Dr. Jones says that we can all learn to like different kinds of food, but this takes time. People that don't like avocado will not wake up one day and like it. They need to eat it many times. It's like other changes in our lives – some people don't like moving to a new town or starting a new school, but after some time, the change makes them happy. It's
15 not easy, but if we try, we can all make a change in our life and enjoy eating new kinds of food.

* to taste – يذوق | ** smell – رائحة

22

Paragraph 2 (lines 4-9) answers the following question:

- a Why are there different kinds of foods?
- b Why do we need to eat many kinds of foods?
- c Why don't some people try new foods?
- d Why don't healthy foods taste good?

23

When parents eat the same food all the time, their children ____.

- a will not like eating new kinds of food
- b will not want to eat food at school
- c will want to eat food all the time
- d will learn to make food at home

24

Dr. Jones talks about an avocado as an example of food that ____.

- a many people eat
- b she eats everyday
- c it takes time to like
- d children learn about

25

Dr. Jones says that eating a new kind of food is like moving to a new town because ____.

- a we enjoy doing it many times
- b we do it with our parents
- c it is an easy thing we can do
- d it is a change in our life

26

What do we know about Paul Dylan?

- a He likes many kinds of food.
- b He writes for Food Magazine.
- c He moved to a new town in March.
- d He makes many changes in his life.

27

The text talks about making a change.

What can be an example of this change?

- a never eating bananas → sometimes eating bananas
- b eating five bananas every week → eating eight bananas every week
- c eating a banana in the morning → eating a banana in the evening
- d eating a banana because we're happy → eating a banana because we're hungry

IMAGES:
shutterstock.com

הערכה 2521 באנגלית לכיתה ה'

כל הזכויות שמורות למדינת ישראל, משרד החינוך, ראמ"ה. השימוש במסמך זה, לרבות הפריטים שבו, מוגבל למטרות לימוד אישיות בלבד או להוראה ולבחינה על ידי מוסד חינוך בלבד, לפי הרשאה מפורשת למוסד חינוך באתר ראמ"ה. זכויות השימוש אינן ניתנות להעברה. חל איסור מפורש לכל שימוש מסחרי וכן לכל מטרה אחרת שאינה מסחרית. אין להעתיק, להפיץ, לעבד, להציג, לשכפל, לפרסם, להנפיק רישיון, ליצור עבודות נגזרות בין על ידי המשתמש ובין באמצעות אחר לכל מטרה או למכור פריט מפרטי המידע, התוכן, המוצרים או השירותים שמקורם במסמך זה. תוכן המבחינים, לרבות טקסט, תוכנה, תמונות, גרפיקה וכל חומר אחר המוכלל במסמך זה, מוגן על ידי זכויות יוצרים, סימני מסחר, פטנטים או זכויות יוצרים וקניין רוחני אחרות, ועל פי כל דין; כל זכות שאינה ניתנת במסמך זה במפורש, דינה כזכות שמורה.