

**Domain:**

Written presentation

Benchmark:

Present information on limited content, supported by visual aids

Description:

In this task, pupils are asked to prepare individual contributions for a class recipe book. The recipes should include the ingredients, equipment, and correctly sequenced instructions. Pupils should also illustrate their recipes appropriately.

Rationale for choice of topic:

Every child knows how to make some kind of food or drink, even if it is only how to mix chocolate milk or dilute juice. The topic offers pupils an opportunity to use English for presenting prior knowledge. It also facilitates multiple outcomes.

Suggestions for implementation (prior to and/or during):

Review command form and practice sequencing. Have pupils practice giving one another different kinds of instructions, such as where to find something, how to play a game, or how to get from one place to another. Read recipes in class to familiarize pupils with the genre. You may want the class to practice making something simple from a recipe. Focus on recipes that are easy to follow and can be described in only three or four steps, for example, recipes for fruit salad or a sandwich.

Note: Assessment of this task should not be based on pupils' artistic abilities.

Note: It is very important to teach pupils how to use a checklist before they are given this performance task.

Suggested time allotment:

One lesson

Prerequisites:

- ◆ Knowledge of the imperative (command form)
- ◆ Familiarity with food and kitchen vocabulary
- ◆ Familiarity with sequencing
- ◆ Familiarity with the genre of recipes




Points	Performance
5	<ul style="list-style-type: none"> ◆ Includes all required elements (items 1-4 in the checklist) ◆ Recipe is easy to understand and follow ◆ Vocabulary is varied ◆ Illustration corresponds to recipe ◆ Skillful use of basic language (word order; singular/plural forms; verb forms; capitalization; punctuation*)
4	
3	<ul style="list-style-type: none"> ◆ Includes some of the required elements (items 1-4 in the checklist) ◆ Recipe is fairly easy to understand and follow ◆ Vocabulary is basic ◆ Illustration corresponds somewhat to recipe ◆ Adequate use of basic language (word order; singular/plural forms; verb forms; capitalization; punctuation*)
2	
1	<ul style="list-style-type: none"> ◆ Includes few of the required elements (items 1-4 in the checklist) ◆ Recipe is difficult to understand and follow ◆ Vocabulary is limited ◆ Illustration does not correspond to recipe ◆ Limited use of basic language (word order; singular/plural forms; verb forms; capitalization; punctuation*)

* Do not take off points for spelling.

I want to make:

Cake

The ingredients I need:		The kitchen tools I need:
1. 2 eggs, 2 cups of sugar		1. bowl, cups
2. 2 cups of water, 3 spoons of milk		2. spoons, backing-dish
3. packet of margarine, packet of flour	3. stove	


What to do:

Put all the ingredients in the bowl.

Mix well and pour in the backing dish.

Put the backing-dish in the oven, and after hour-
take out the cake, it is ready!

Picture:





	Good start → → → → → → → → → Well done!				
Score	1	2	3	4	5

Teacher's Comments

Very good!

You followed the instructions very well.

You included the ingredients and kitchen tools.

Your recipe is very clear.

Your spelling is good. (Note: water, eggs,
baking dish.)

(Also note: after an hour.)

Your picture is lovely.



I want to make:

Bawls cocob

The ingredients I need:		The kitchen tools I need:
1. coca		1. bawl
2. Milk		2. spoon
3. bicuvets		3. soat


What to do:

put the margarina in A bawl crumple (= 12 g)

A bicuvets mix good good add milk put

the bawl ~~or~~ 10 minis

Picture:





	Good start → → → → → → → → → Well done!				
Score	1	2	3	4	5

Teacher's Comments

Good!

I see that you want to make cocoa balls.
 You wrote most of the ingredients
 and the kitchen tools in the right
 places, except that sugar is an
 ingredient.

You wrote what to do in the correct
 order.

Remember: Start each sentence with a capital
 letter and end with a period.

For example: Put the margarine in a bowl.⓪
Crumble the biscuits.⓪

Your picture is nice.



	Good start → → → → → → → → → Well done!				
Score	1	2	3	4	5

Teacher's Comments

I see that you want to make banana juice.

You wrote the ingredients and the kitchen tools in the right places.

Practice writing short sentences in English.

Your picture is very nice.