



# כרע הקדמ والشجرة



# הכדור והעץ

## The Football and the Tree

Story by Mel Rosenberg, Illustrations by Etzion Goel.

# Contents

- Lesson Objectives
- What Is Bullying?
- Spotlight on **ALL**
- Teach New Vocabulary
- Practice New Vocabulary
- Pre-Reading Questions
- Let's Read The Football and the Tree
- Post-Reading Activities
- Personal Response
- Exit Ticket

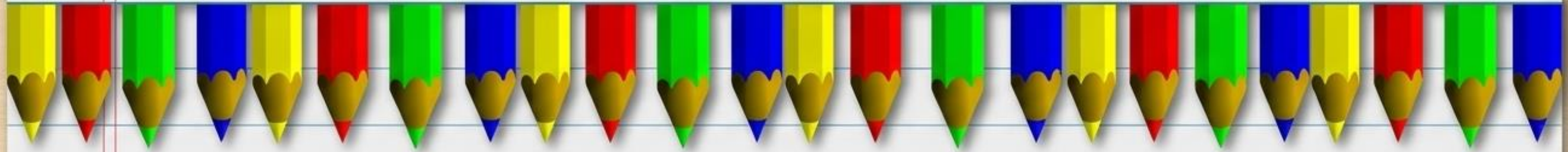
# Lesson Objectives

Students can:

- understand simple stories and shorter texts with the help of pictures and drawings
- use simple words, phrases and sentences to say how a work made him/her feel

**What will we do today?**

מה נעשה היום? ماذا سنفعل اليوم؟



- 1. Learn important words and expressions.
- 2. Read a story together.
- 3. Learn why it's bad to be a bully.
- 4. Do a creative art activity.

**What is Bullying?**

ما هو التنمر؟

מהי בריונות?

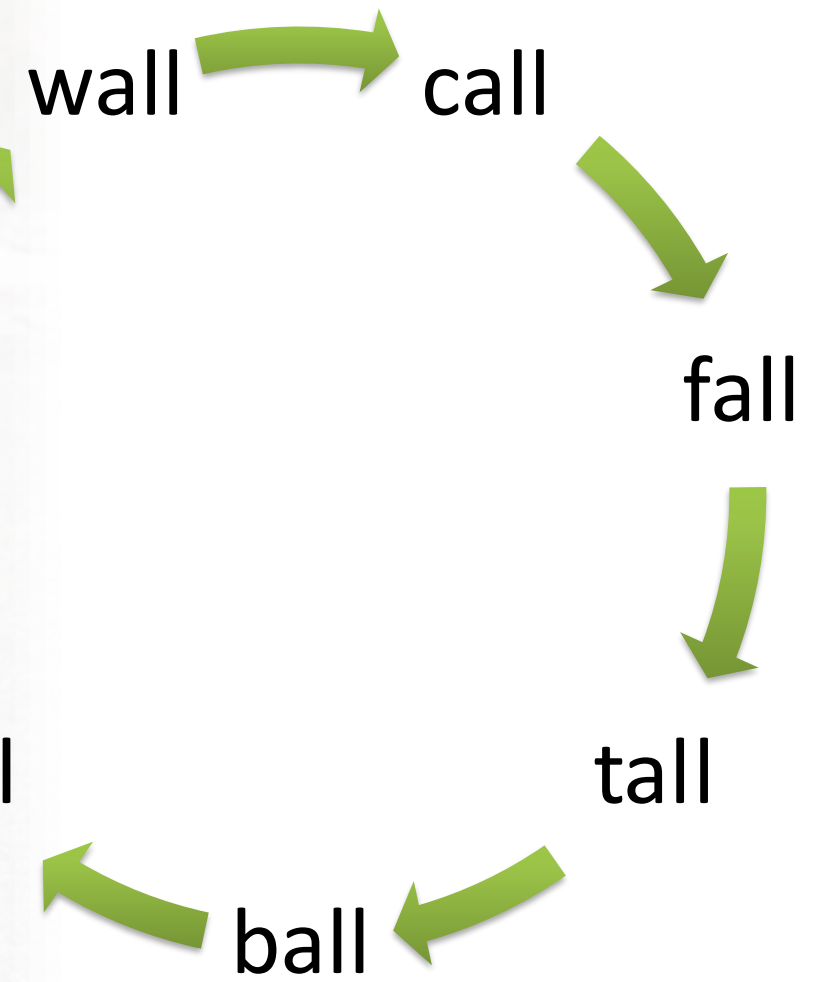
Hitting, kicking, pushing,  
hurting, teasing, or calling  
someone names.

Bullying can happen at school,  
in the park, or online.

Bullies are mean. They make  
other people feel bad.



# Spotlight on all



## Teach New Vocabulary

### הוראת אוצר מילים

### كلمات مهمة

a bully	בריון	مُتَمَرِّ
to sign	לחתום	يُمضي / يُوقّع
to grab	לחטוף / לתפוס	يخطف / يمسك
precious	יקר ערך	غالي / ثمين
to disappear	להיעלם	يختفي
hand in hand	יד ביד	يداً بيد
a neighborhood	שכונה	منطقة سكنية / حيّ
to kick a ball	לבעוט בכדור	يركل الكرة
it got stuck	זה נתקע	نَشِبَ / عَلِقَ
the next day	היום הבא / למחרת	في اليوم التالي
to stare	לבהות / ללטוש עיניים	يُحدّق
nowhere	שום מקום	لا مكان
to get married	להתחתן	يتزوج
to move away	להתרחק / לעבור דירה	(من مكان سكنه) ينتقل
never again	לעולם לא עוד	لن يتكرر أبداً

# New Vocabulary Practice A

Read the sentences below. Write **Yes** if the sentence makes sense and **No** if it does not.

• **אם (כן) Yes** כתבו. קראו את המשפטים הבאים: **הוראות**  
اقرأ الجمل: **التعليمات**. אם הוא אינו הגיוני (לא) **No**-המשפט הגיוני ו  
إذا لم تكن كذلك (لا) **No** إذا كانت الجملة منطقية و (نعم) **Yes** اكتب. التالية

- **Example:** A bully is usually a very kind and helpful person.  
(No)
- If you **stare** at someone for a long time, it might be rude.  
(\_\_\_\_\_)
- You can **kick a ball** with your hands. (\_\_\_\_\_)
- When something **disappears**, you can see it clearly.  
(\_\_\_\_\_)
- People often **get married** because they love each other.  
(\_\_\_\_\_)
- If a ring is **precious**, it is worth a lot of money or is very special. (\_\_\_\_\_)

# New Vocabulary Practice B

- Choose the correct word from the word bank to complete each sentence. Use the example to help you.
- היעזרו. בחרו את המילה הנכונה ממחסן המילים כדי להשלים כל משפט בדוגמה
- استخدم المثال. اختر الكلمة الصحيحة من مخزن الكلمات لتكملة كل جملة: التعليمات لمساعدتك.
- **Word Bank:**
  - a neighborhood / the next day / nowhere / to move away / it got stuck / to sign
- **Example:** I need **to sign** my name at the bottom of the letter.
- I looked for my keys everywhere, but they were \_\_\_\_\_ to be found.
- We live in a very quiet \_\_\_\_\_ with lots of trees.
- My cat tried to jump through the small window, but \_\_\_\_\_.
- I saw my friend on Monday, and then I saw her again \_\_\_\_\_.
- I will be very sad if my best friend has \_\_\_\_\_ to a different city.

# New Vocabulary Practice C

- Use the two words provided to write one complete sentence. Be creative!
- תהיו יצירתיים. השתמשו בשתי המילים הנתונות כדי לכתוב משפט אחד שלם!
- اكن مبدعاً. استخدم الكلمتين المعطائين لكتابة جملة واحدة كاملة: التعليمات
- **Example:** (hand in hand / to grab)
- The two friends walked **hand in hand** before one had to **grab** his bag.
  
- (a bully / never again)
- (to kick a ball / the next day)
- (to stare / precious)
- (to move away / a neighborhood)
- (it got stuck / to grab)

# קריאה טרום Pre-Reading

- Take a look at the next few slides. What kind of text do you think we're going to read? Does it have a special shape? What other texts does it remind you of?
- Look at the new words and phrases you just learnt. You will see them in the text. Think about their meanings.
- Look at the pictures next to the text. Can you guess what we are going to read about now?
- Circle the capital letters that aren't at the beginning of sentences. What do they tell you?





בואו נקרא סיפור

דעונו נקרא קצו

Let us prepare to read a story

While Reading: Please think about the following questions:

1. What did Jonathan receive from his father?
2. What happened to the football in the beginning of the story?
3. What did Jonathan do about his missing ball?
4. What made Grandpa smile at the end?



When Jonathan turned six, he received a football for his birthday. The ball was signed by a famous player. His father had brought it all the way from Brazil.

Jonathan ran out to play in the park. Aleck, a bully from the neighborhood, grabbed the ball and kicked it so hard and high that it got stuck in a tree. He just smiled and walked away.



Jonathan stood by  
the tree and cried.

He came the next day  
and the day after that.


Sometimes it rained.  
Sometimes the wind  
blew.

But his precious ball  
wouldn't budge.



Age 6


Waiting



With time, the tree grew and the ball disappeared. Still, every birthday, Jonathan would come to the tree. He would stand and stare at the branches. The ball was nowhere to be found.

One day Jonathan met Joni. They got married, moved away, and had children.

When Annie, his eldest granddaughter, was six years old, Jonathan took her to see the tree. He shared his sad story.



“Grandfather,” Annie said, “Even if the ball is still up there, it must be very old. Why don’t we just go and buy a new ball and play here in the park?”

And so they did. Jonathan smiled for the first time in many years.

They walked away together, hand in hand... And Jonathan never visited the tree again.



Age 6

Waiting

Grandfather

A New Beginning

## Activity 1: True or False

**Instructions:** Read the sentences. Write **True** if the sentence is correct based on the story, and **False** if it is not.

לא (False) - אם המשפט נכון לפי הסיפור (נכון) **True** כתבו. קראו את המשפטים: הוראות  
אם הוא אינו נכון (נכון)

(خطأ) **False** إذا كانت الجملة صحيحة حسب القصة، و (صحيح) **True** اكتب. اقرأ الجمل التالية: التعليمات  
إذا لم تكن كذلك

- **Example:** The boy loves to play football. (True)
- Jonathan plays with a big group of friends every day. (\_\_\_\_\_)
- His ball got stuck in a tree. (\_\_\_\_\_)
- A bully took the ball away. (\_\_\_\_\_)
- Jonathan feels very happy when he loses his ball. (\_\_\_\_\_)
- At the end of the story, Jonathan is alone. (\_\_\_\_\_)



## Activity 2: Multiple Choice

Circle the correct answer (a, b, or c) to complete the sentence.

הוראות: כדי להשלים את המשפט ('א' או ג' ב', 'א') הקיפו בעיגול את התשובה הנכונה.

التعليمات: (أ، ب، أو ج) ضع دائرة حول الإجابة الصحيحة.

لتكملة الجملة.

**Example:** The boy's football is...

a) blue and white **b) black and white** c) red and yellow



- Where did the ball get stuck? a) under a car b) in the neighborhood park c) on a high roof
- How does Jonathan feel when he stares at the ball? a) angry b) sad c) excited
- What does the bully do? a) He helps Jonathan. b) He grabs the ball and runs. c) He kicks the ball Jonathan.
- *The next day* in the story is important because... a) Jonathan goes to school. b) Jonathan moves away. c) Something changes for Jonathan.

## Activity 3: Answer the Questions

Answer the questions in English using 1-3 words.

- מילים 1-3 ענו על השאלות באנגלית באמצעות: הוראות
- أجب عن الأسئلة باللغة الإنجليزية باستخدام كلمة واحدة إلى ثلاث كلمات: التعليمات

**Example:** What is the boy holding at the start of the story?  
(a football)

- Why is the ball precious to the boy?
- What happened to the ball after it got stuck?
- Who does Jonathan meet at the end of the story?
- How do the two children walk together?



# בואו נבדוק: דעונו נחפֿק

## Let's check our understanding

Q1: What did Jonathan receive from his father?



Q2: What happened to the football in the beginning?



Q3: What did Jonathan do about his missing ball?



Q4: What made Grandpa smile at the end?




מוסר השכל: המגזי מן הצטת  
The Moral of the Story

**Love your neighbor as  
you love yourself!**

The moral of the story is supposed to teach the reader to be a better person.



# Assignment مهمة: משימה



1. Draw or take a picture that connects to the moral of the story with this quote: Love your neighbor as you love yourself!
2. Write 2 sentences describing this quote using the new vocabulary words from today.
3. Discuss: What kinds of bullying do you know about? How can you help prevent bullying?
4. Share your work with your parents, friends, and teacher.

# Pupil's Self-Assessment

Circle Yes or No after each sentence.

I can understand simple stories and shorter texts with the help of pictures and drawings. Yes / No

I can use simple words, phrases and sentences to say how a work made me feel. Yes / No

כן או לא בסוף כל משפט הקף

ה להבין סיפורים פשוטים וטקסטים /אני יכול  
לא /כן .קצרים בעזרת תמונות וציורים

בביטויים ,ה להשתמש במילים פשוטות/אני יכול  
ובמשפטים כדי לומר איך יצירה גרמה לי  
לא /כן .להרגיש



## Exit Ticket

- I learnt how to read and write new words and expressions.
- I read a story.
- I did an art activity as a personal response to the story.
- I reflected on the moral of the story.