

Moodle

אתר מלווה מקצוע

תיכון שש-שנתי
קוגל בחולון



אדוארדו לינה

Eduardo Lina

eduardolina1@gmail.com

eduardolin@hinuchm.k12.il

<http://eduardolina.blogspot.co.il/>

<http://www.kugel.org.il/>

מורה מורים מורשה ע"י משרד החינוך להטמעת
תכנית התקשוב הלאומית בחטיבה עליונה



Welcome!

Let us know where you are from - Write in the chat box, please



Credits

Israel Ministry of Education
ICT Department
Digital Literacy Team

Limor Leibovitch

Ronit Maor

Tamar Avni

Daphna Tahori

Israel Ministry of Education
English Department

Dr. Tziona Levi - Chief
inspector, English Language
Education,

Sigalit Arditi - EFL teacher
and an ICT national counselor

Menu for the 3 Webinars

Become familiar with the Moodle Learning Environment in English .

Become familiar with support materials available.

Be encouraged to develop a Moodle Digital Learning Environment.

Implement ready-made activities in your environment (soon).


Moodle for Blended Learning

blended learning

noun [U] • **UK**  /ˌblɛn.dɪd 'lɜː.nɪŋ/ **US**  /ˌblɛn.dɪd 'lɜː.nɪŋ/ **SPECIALIZED**

- ★ a way of learning that combines traditional classroom lessons with lessons that use computer technology and may be given over the internet:

Blended learning is a way of breaking down barriers to education.

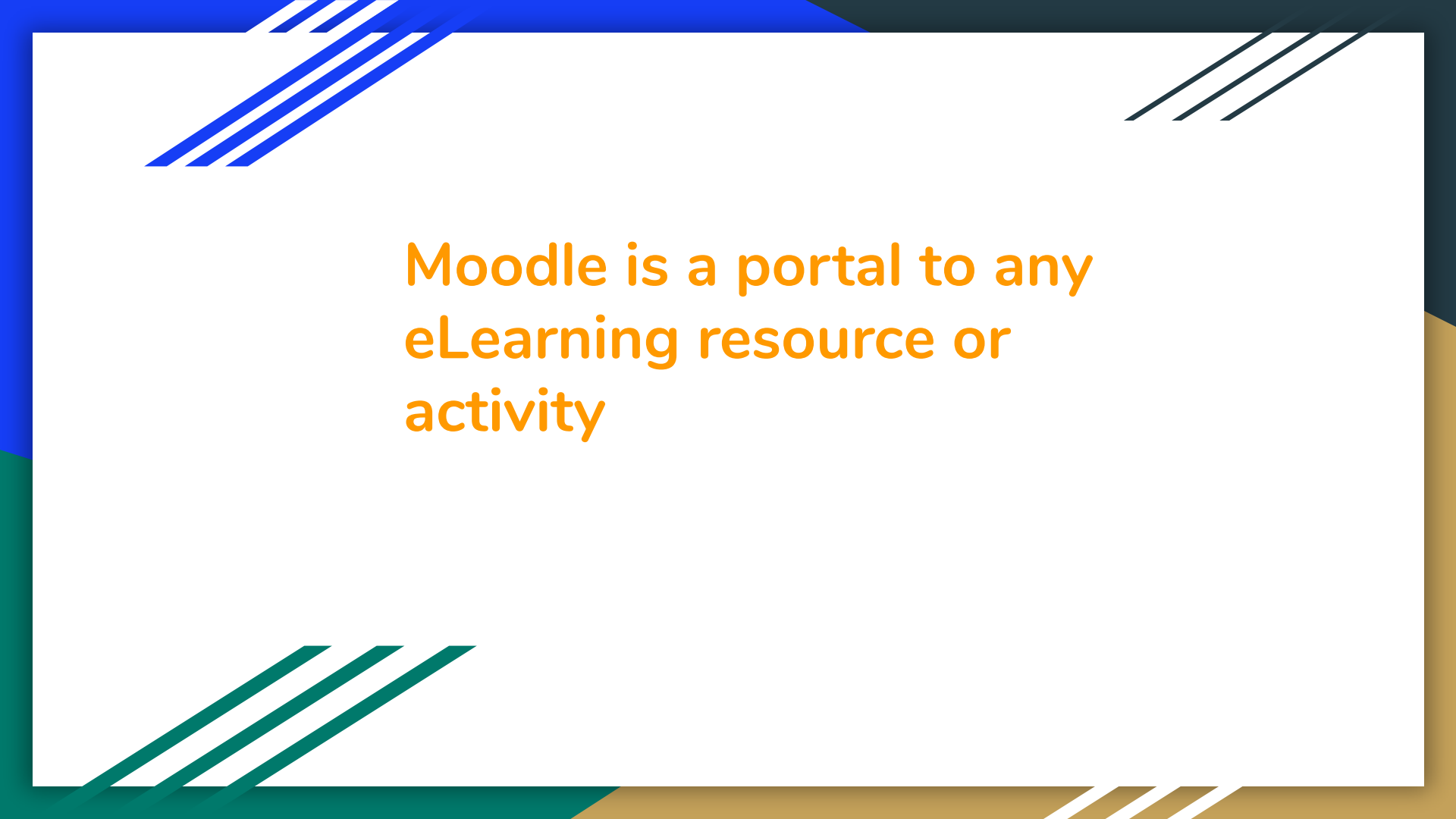


<https://dictionary.cambridge.org/dictionary/english/blended-learning>

Webinar 2: Drive Engagement and Learning Outcomes with Moodle

Using the Ministry of Education Moodle Learning Environment for Blended Learning in the English Classroom

Learn Selected Moodle Resources and Moodle Activities - BASIC



**Moodle is a portal to any
eLearning resource or
activity**

What this Webinar is about

Use **Moodle** for PRE-TEACHING / PRE-LEARNING

Use **Moodle** for TEACHING / LEARNING

Use **Moodle** for POST-TEACHING / POST - LEARNING

.....
.....

Get to know Selected **Moodle Resources** and **Moodle Activities**

Activities are the general name for a group of features in a Moodle course. Usually an activity is something that a student will do that interacts with other students and or the teacher. There are 14 different types of activities in the standard Moodle that can be used with students. Lesson, Quizzes, etc., are examples of Activities.

Within Moodle, Resources are the items that a teacher can use to support learning, such as a file or link. Moodle supports a range of resource types which teachers can add to their courses. Resources generally provide information or link to other sources

Moodle for PRE-TEACHING / PRE-LEARNING

Example: Using a video right with the topic

Possibility 1: Upload the video as it is

Possibility 2: Use H5P or similar to upload an interactive video .

Note: You may want to add a short introduction (text) to explain what the topic / learning unit is about. However, since we are dealing with Moodle for Blended Learning, you may prefer to do that in class.

1. Edit the topic name:

▶ Open all ▼ Close all

Instructions: Clicking on the section name will show / hide the section.



TECHNOLOGY, SOCIAL MEDIA AND YOU

FOR TEACHERS

2. Add a video to the topic name

Social Media, Social Life: Teens Reveal Their Experiences

<https://youtu.be/GGGDfciqyvw>

From their daily habits to their opinions on technology addiction and cyberbullying, teens open up about their experiences from the front lines of today's social media frenzy. Find out why social media is both a positive and negative force in most teens' lives -- and why they can't imagine life without it -- in the full report, *Social Media, Social Life: Teens Reveal Their Experiences*.

WHILE I WILL UPLOAD MORE CONTENT, THE IDEA IS TO FIRST HAVE HAVE THIS SHOWN AND ASK PUPILS TO WATCH THE VIDEO BEFORE THEY COME TO CLASS (THIS IS FLIPPING THE CLASSROOM).

The video will be discussed in class. (if you use a textbook where the topic of Technology appears, you can work both on the vocabulary that appears on the video and on the one in the book).

What learners will see when you show it

► Open all ▼ Close all

Instructions: Clicking on the section name will show / hide the section.

▼ TECHNOLOGY, SOCIAL MEDIA AND YOU



► Open all ▼ Close all

Instructions: Clicking on the section name will show / hide the section.



TECHNOLOGY, SOCIAL MEDIA AND YOU



Introduction



Let's learn about your Social Media Habits URL



MESSAGES

0m ago

95% *of teens* have mobile devices

▶ ⏩ 🔊 0:01 / 3:16



Social Media, Social Life: Teens Reveal Their Experiences

9,379 views

👍 59 🗨️ 8 ➦ SHARE 📌 SAVE ⋮

Message on YouTube



To: Search for people...

You may know

Share a link



Embed



Facebook



Twitter



Blogger



reddit



Tumblr

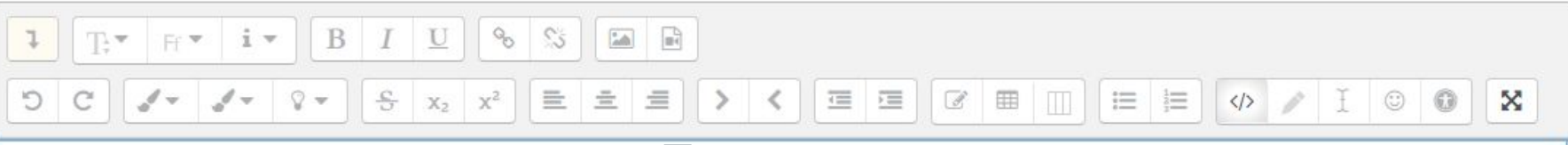


<https://youtu.be/GGGDfciqyvw>

COPY



Start at 0:01



Social Media, Social Life: Teens Reveal Their Experiences

Watch later Share

SOCIAL MEDIA SOCIAL LIFE

TEENS REVEAL THEIR EXPERIENCES

Embed Video

```
<iframe width="560" height="315"
src="https://www.youtube.com/embed/
GGGDfciqyv" frameborder="0"
allow="accelerometer; autoplay;
encrypted-media; gyroscope;
picture-in-picture"
allowfullscreen></iframe>
```

Start at 0:01

EMBED OPTIONS

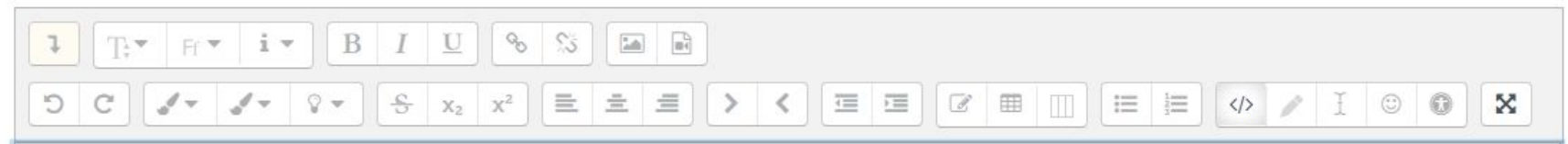
Show player controls.

Enable privacy-enhanced mode. ⓘ

COPY




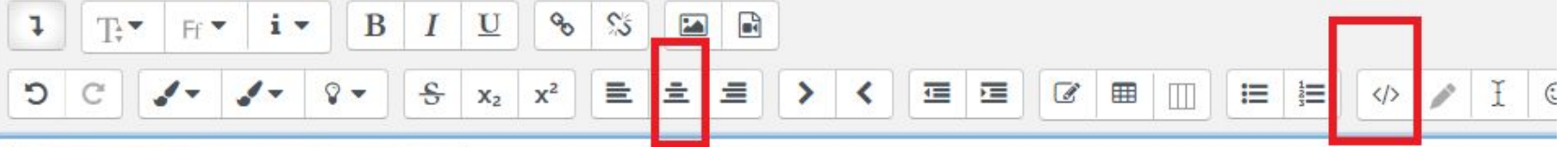
Technology, Social media and You



```
<iframe width="560" height="315" src="https://www.youtube.com/embed/GGGDfciqyw" frameborder="0" allow="accelerometer; autoplay; encrypted-media; gyroscope; picture-in-picture" allowfullscreen></iframe>|
```

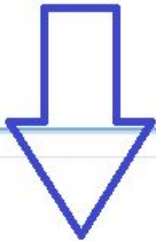
```
<iframe width="280" height="155" src="https encrypted-media; gyroscope; picture-in-pictu
```

Technology, Social media and You



Custom

Technology, Social media and You



Save changes

Cancel

Webinar 2 - Moodle Resources an actiivities

Home / My courses / Webinar 2 - Moodle Resources an actiivities



Edit ▾

+ Add an activity or resource

▶ Open all ▼ Close all

Instructions: Clicking on the section name will show / hide the section.



TECHNOLOGY, SOCIAL MEDIA AND YOU



Edit ▾



+ Add an activity or resource

FOR TEACHERS

3. Add a Label Resource

Introduction

4. Add a Moodle URL Resource

Let's learn about your Social Media Habits URL

<https://forms.gle/Fx5wbRdhLkr8W76H9>

I have shared a Survey on a Google form as an example (Note: The Moodle Choice Activity is an alternative when you want an answer to one question only)

FOR TEACHERS

You may also want to use

- a **MOODLE CHOICE ACTIVITY** to find out relevant to the topic information from your learners, and / or
- a **MOODLE QUIZ ACTIVITY** to pre-test something related to the topic (Vocabulary, for example)

Using Moodle you will already be teaching English related to the topic BEFORE you and your pupils enter the classroom to attend the lesson

FOR TEACHERS

5. Add a File Resource

<https://worksheetplace.com/index.php?function=DisplaySheet&sheet=Between-the-lines&links=2&id=5138&link1=0&link2=0>

Critical thinking includes the ability to read between the lines and validate what you read. There are many things on social media that aren't true but require the user to determine how to determine whether or not these posts are valid.

Note: Since we use Moodle for Blended Learning, the contents in the file you add may be related to the textbook(s) you use



- Webinar 2 - Moodle
Resources an activities
- Participants
- Badges
- Competencies
- Grades
- Home
- Dashboard
- Calendar
- Private files
- My courses
- קורס ניהולי בית ספר - מקיף
שש שנתי קוגל
- 10th grade / 3 points -
English - Eduardo Lina
- Examples: How to use
Moodle - Eduardo Lina
- How to use Moodle in
the English Classroom -
Eduar...
- Webinar 2 - Moodle

activities

Home / My courses / Webinar 2 - Moodle Resources an activities



TECHNOLOGY, SOCIAL MEDIA AND YOU



Introduction

- Let's learn about your Social Media Habits URL
- Social Media: Reading Between the Lines

Critical thinking includes the ability to read between the lines and validate what you read. There are many things on social media that aren't true but require the user to determine how to determine whether or not these posts are valid.

מוקד תמיכה בהפעלת המודול
***6552 בטלפון:**
 בימים א-ה: 07:30 - 22:00
לתמיכה בשפה העברית הקישו 1,
אח"כ הקישו 2 (לעובדי הוראה)
ואח"כ הקישו 1 (לתמיכה במערכות
תפעוליות)

[לחצו לצפייה בסרטוני הדרכה](#)

[לפורום התמיכה למורים](#)

[בלבד לחצו כאן](#)

- Administration**
- Course administration
 - Edit settings
 - Turn editing on
 - Users
 - Filters
 - Reports
 - grades
 - Gradebook setup
 - Badges
 - Backup
 - Restore
 - Import
 - Reset
 - Question bank
 - Import from remote
 - switch role to...

FOR TEACHERS

6. Add a Page Resource

Social Media, Social Life Infographic

Sense Media, Social Life - Teens reveal their experience

<https://www.common sense media.org/social-media-social-life-infographic>

This Moodle Page can be used for oral work as much as for reading comprehension

Note: Since we use Moodle for Blended Learning, the contents in the Page you add may be related to the textbook(s) you use

Moodle - Icons



Label



URL



File



Page



Forum



Choice



Quiz



Chat

Poll

Would you like to take a “How to use The Ministry of Education Moodle Learning Environment” workshop sometime in the future?

1. Yes
2. No

You are not alone: Support in English

Video tutorials and ideas
“Whatsaap” Group (When needed)
Moodle course (hopefully)

Help (available now)

אגף טכנולוגיות מידע

הפלייליסט של סרטוני ההדרכה ב
של משרד החינוך Moodle

https://www.youtube.com/playlist?list=PLj4kfM4IYEdEiEgXG_Eu6KvYE7Rkr8FCK

Playlist in English

https://www.youtube.com/playlist?list=PL9lps5IM_zQuSscDFpYVvUgF1Bf3_vPhz

Useful links

הפלייליסט של סרטוני ההדרכה ב
של משרד החינוך Moodle

https://www.youtube.com/playlist?list=PLj4kfM4IYEdEiEgXG_Eu6KvYE7Rkr8FCK

2018-2019 MOE Moodle - YouTube
www.youtube.com



https://www.youtube.com/playlist?list=PL9Ips5IM_zQuSscDFpYVvUgF1Bf3_vPhz

English teachers moodle

WhatsApp group invite

<https://chat.whatsapp.com/BAirtP1ZYV38wgiQCYlwiY>

appreciation special treat support professional many presentation friend blessing animated gif flower gift transparent word



Thanks Gratitude - Free image on Pixabay.com



Thanks Thank You Gratitude - Free image on Pixabay.com



File:Thank-you-2017-text-thanks.svg - commons.wikimedia.org



Thanks Gratitude - Free image on Pixabay.com



Free photo Sign Symbol Thank you - maxpixel.net



thanks for 1000 views by Da-Blue-Monkey



Expressions Thanks Thank You - Free image on Pixabay.com



SVG Image & Icon. | SVG Silhouettes



thank you note for every language - Free image on Pixabay.com



File:Thank you 001.jpg - Wikimedia Commons