



State of Israel
Ministry of Education
Pedagogical Secretariat
Language Department
English Language Education

שלום לכם תלמידים ותלמידות יקרים!

אנו ממשיכים לחבק אתכם ומציעים חוברת מס' 2 זו בשם "יחד חזקים". החוברת מיועדת ללמידת אנגלית בימים אלה. בזמן שאתם נמצאים רחוק מהבית ובסביבה חדשה, אנו רוצים לעזור לכם ליהנות מפעילויות באנגלית.

בחוברת זו, נתמקד בנושא Fruit - (פירות). תמצאו משימות נחמדות וקישורים לשירים וסרטונים.


שימו לב - יתכן ולא תוכלו לקרוא בהתחלה את כל המילים. מומלץ להיעזר בתלמיד אחר או במבוגר כדי להתקדם. הצטרפו אלינו ללמידה בכיף!

בהצלחה רבה,
צוות הפיקוח ומדריכות אנגלית


Week 2
6th Grade

Name _____


Fruit Picture Dictionary



apple




banana




pear




orange



lemon




cherry



tangerine



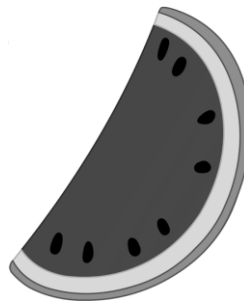
strawberry



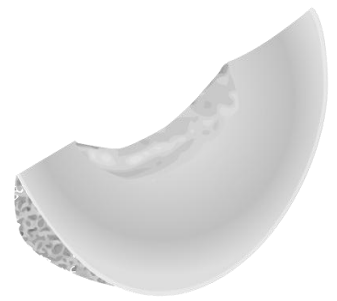
peach




grapes




watermelon



melon



plum



raspberry




blackberry




coconut




avocado



mango



kiwi



pomegranate

ESL VOCABULARY MATCHING WORKSHEET


Choose the correct words from the list below and write them under the correct pictures



- apple
- banana
- pear
- orange
- lemon


- cherry
- tangerine
- strawberry
- peach
- grapes




- watermelon
- melon
- plum
- raspberry
- blackberry



- coconut
- avocado
- mango
- kiwi
- pomegranate











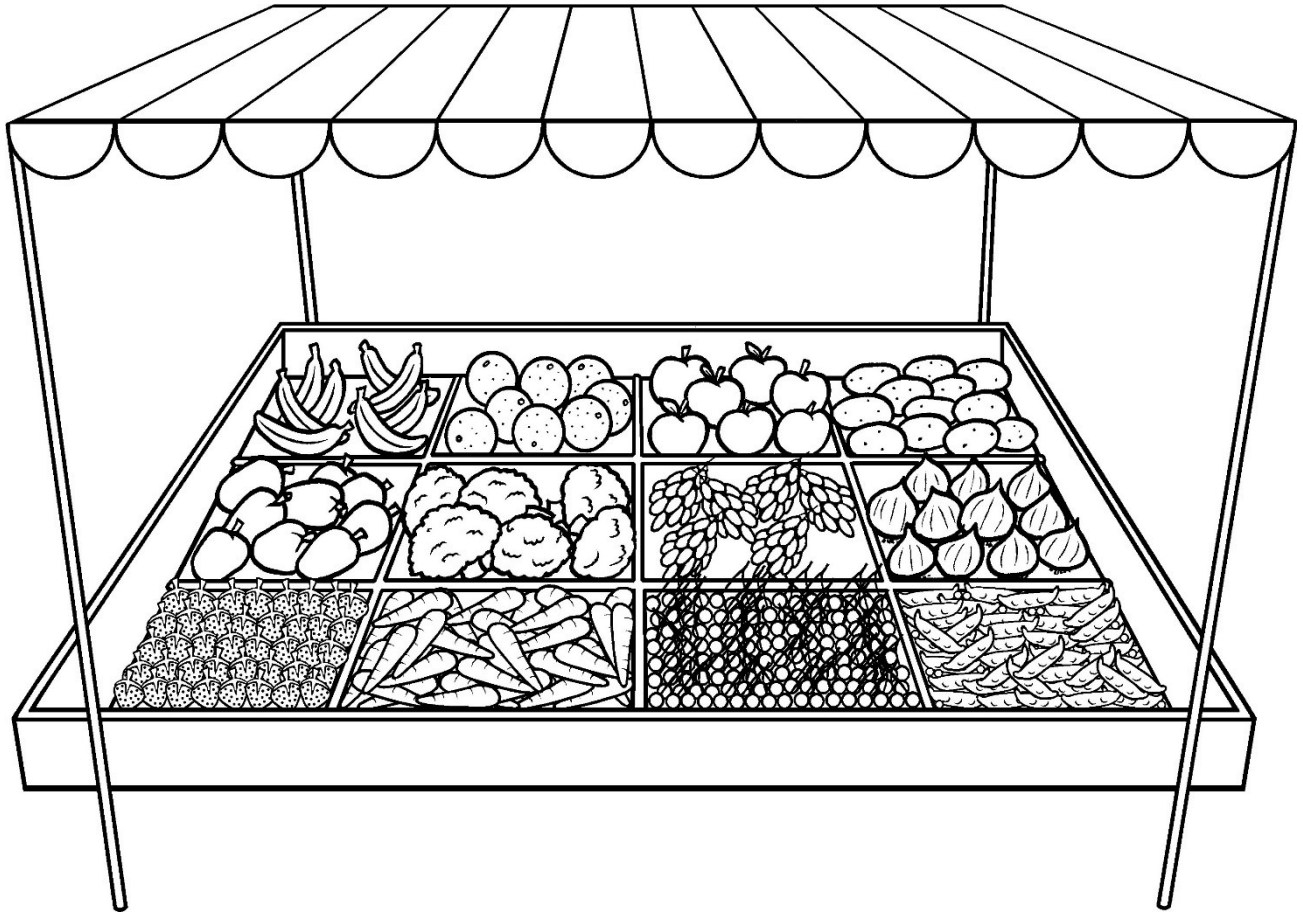
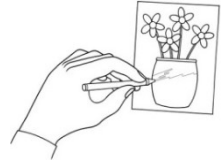


Fruit and vegetables

קראו את המשפטים וצבעו את התמונה

Read and colour!





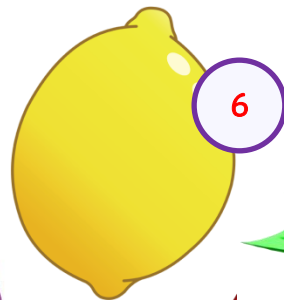




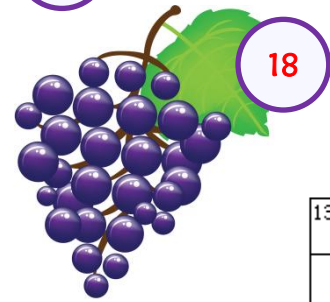


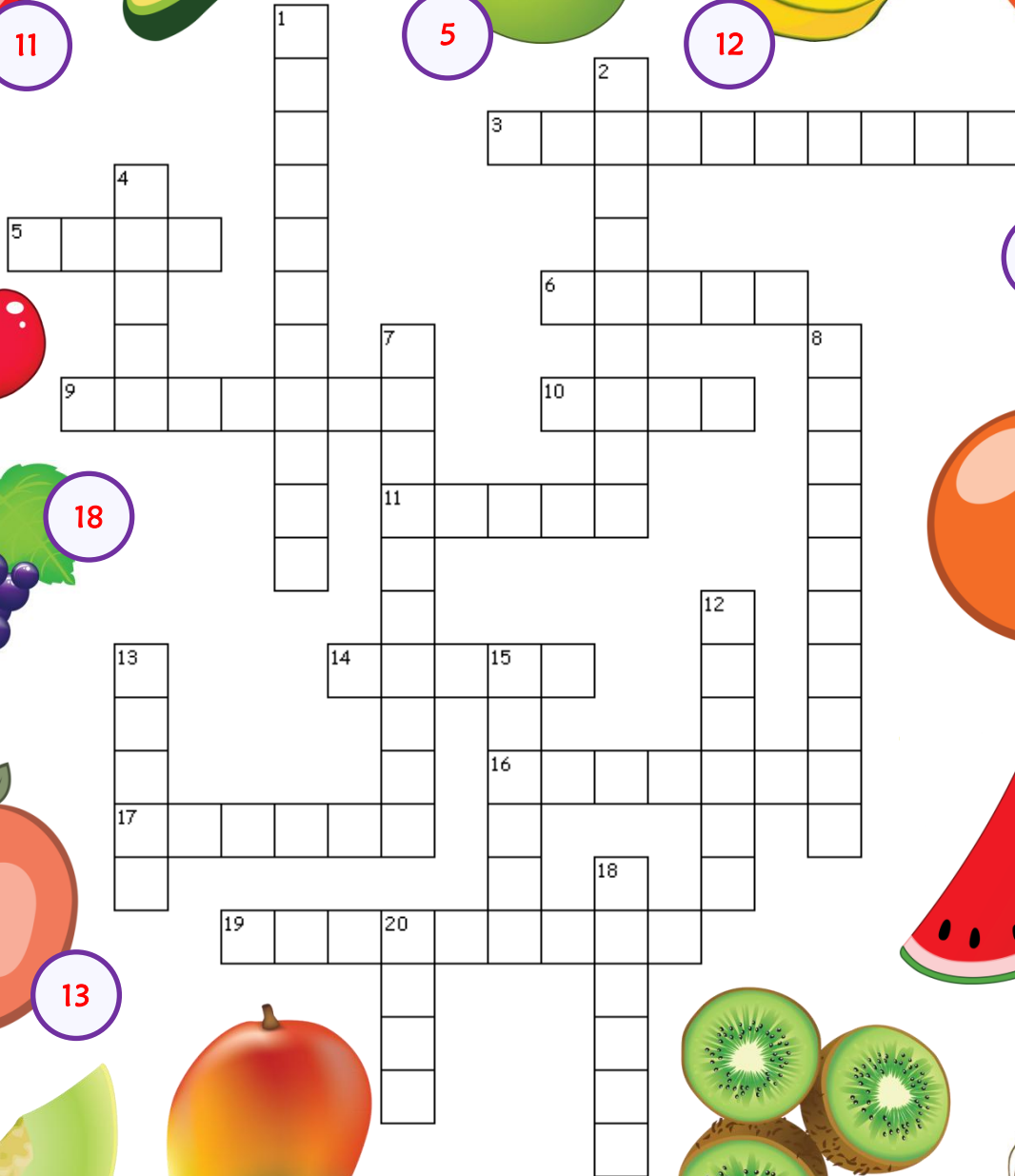
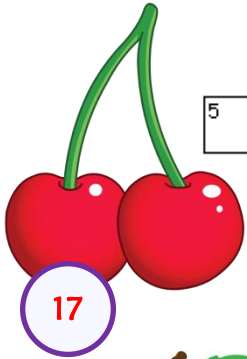

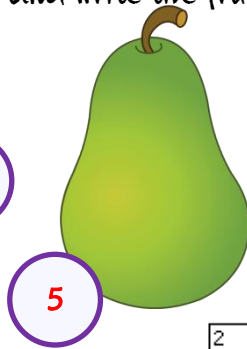

Read the sentences and colour the picture.



Colour the bananas yellow.	Colour the onions brown and white.
Colour the oranges orange.	Colour the strawberries red.
Colour the apples red.	Colour the carrots orange.
Colour the potatoes brown.	Colour the cherries red.
Colour the peppers red and green.	Colour the beans green.
Colour the broccoli green.	Colour the table grey.
Colour the grapes purple.	Colour the roof pink and blue.

FRUIT CROSSWORD PUZZLE

Look at the numbers on the pictures and write the fruits vocabulary in the crossword puzzle



ANSWER KEY

Across


- 3. blackberry
- 5. pear
- 6. lemon
- 9. coconut
- 10. kiwi
- 11. apple
- 14. melon
- 16. avocado
- 17. cherry
- 19. raspberry

Down


- 1. pomegranate
- 2. tangerine
- 4. mango
- 7. strawberry
- 8. watermelon
- 12. banana
- 13. peach
- 15. orange
- 18. grapes
- 20. plum




apple



banana




pear




orange




lemon




cherry



tangerine




strawberry




peach




grapes



watermelon



melon




plum




raspberry



blackberry



coconut



avocado



mango




kiwi



pomegranate

Play Online שחקו
במחשב או בטלפון



תשחקו בכיף

Enjoy


Play Online שחקו
במחשב או בטלפון



Enjoy

Solve the riddles. פתרו את החידות - היעזרו במחסן המילים

1. I am yellow and long. Monkeys eat me. _____
2. I am green and when you cut me open I am red. You eat me in the summertime. _____
3. I am red and round. I grow on a tree. _____
4. I am orange; you squeeze (לְקַטֵּץ) me to drink my fresh juice. _____
5. I am yellow and I am always sour (חָמוֹץ). _____
6. I am sweet, red, and shaped (בצורה של) like a heart. _____
7. I grow on a tree and rhyme (מתחרז עם) with a "chair". _____
8. I am yellow and juicy. I have "APPLE" in my name but I am not an apple. _____
9. I am red, juicy and I rhyme (מתחרז עם) with "HUM". _____



lemon plum pineapple watermelon apple
strawberry orange pear banana

Who is the healthiest?

Read the piece below and decide who is healthiest, Pam or Tim.

קראו והחליטו מי הכי בריא/ה?

doctor	רופא	breakfast	ארוחת בוקר
lunch	ארוחת צהריים	sandwich	כריך
dinner	ארוחת ערב	office	משרד
orange juice	מיץ תפוזים	sometimes	לפעמים
gym	חדר כושר	cakes	עוגות

My name is Pam and I am a doctor. I get up every morning and eat breakfast. I eat cookies and I also drink a can of cola. I drink **too much** (יותר מידי) cola but I really like it. For lunch I have a chocolate sandwich but I also eat **a lot of fruit**. I don't do **enough** (מספיק) exercise, but I try and run once a week. For dinner I usually have pasta or salad. My brother is called Tim and he is a teacher. He never eats breakfast in the morning but he has a big salad and a glass of orange juice for lunch. He does **a lot of** (הרבה) sport and goes to the gym every day but he eats **too many** cakes. He works very hard and sometimes just has a sandwich for dinner. I don't think he gets enough sleep.

Read the article about Mary and Tim and fill in the blanks

1. Mary drinks _____ cola.
2. Mary eats _____ fruit
3. Mary doesn't do _____ exercise.
4. Tim does _____ exercise.
5. Tim eats _____ cakes.
6. Tim doesn't get _____ sleep.
7. Who is the healthiest- Pam or Tim.

Fruit Salad - THE WIGGLES

1) Listen to the song	הקשיבו לשיר
2) Complete the song with the words you listen	השלימו את המילים החסרות
3) Match the name of the words in bold to the correct pictures.	התאימו את המילים המודגשות לתמונות הנכונות
4) Color the pictures	צבעו את התמונות


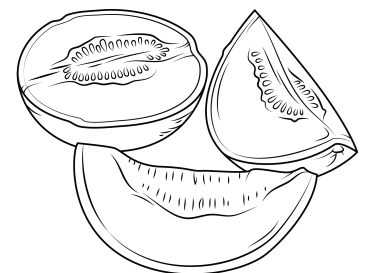


Fruit Salad, yummy yummy (3x)
Yummy yummy, yummy yummy!
Fruit Salad!

Let's make some **fruit** salad today
It's fun to do it the healthy way
Take all the fruit that you want to eat
It's gonna be a fruit salad treat!


Peel your **bananas**
The second step
Toss in some some **grapes**
The third step
Chop up some **apples**
Chop up some **melons**
And put them on your **plate**

Now we've made it, It's time to eat it (Uh huh uh)
It tastes so good that you just can't beat it (Uh huh uh)
Give everyone a plate and a **spoon**
We'll all be eating it very soon!

The first step
Eat up the _____
The second step
Eat up some _____
The third step
Eat up some _____
Eat the _____
Now there's nothing on your _____



Now we've had our fruit salad today (Uh huh uh)
It's time to put the scraps away (Uh huh uh)
Wash the bowls and wash the _____
Let's do it all again real soon!





תשובות - Answer

- | |
|-----------|
| 1) banana |
| 2) grapes |
| 3) apples |
| 4) melons |
| 5) plate |
| 6) spoon |

Name: _____



Date: _____



EXIT TICKET

How do you feel about this booklet?

מה אתה מרגיש כלפי החוברת הזאת?



What was the most interesting part for you?

מה היה החלק הכי מעניין? למה?

Write a question you have about the subject of this booklet.

כתוב שאלה על הנושא שלמדנו בחוברת זו:

