

State of Israel  
Ministry of Education  
The Pedagogical Secretariat  
Languages Department  
Inspectorate for English Language Education

שלום לכם תלמידים ותלמידות יקרים !

אנו מחבקים אתכם ורוצים לעזור לכם להנות מפעילויות באנגלית.  
למטרה זו הכנו חוברת זו בשם "יחד חזקים" המיועדת ללמידת אנגלית  
בימים אלה, בזמן שאתם נמצאים רחוק מהבית ובסביבה חדשה.

בחוברת תמצאו משימות נחמדות וקישורים לשירים וסרטונים שיעזרו  
לכם לשמור על האנגלית שכבר הספקתם ללמוד בבית הספר ואפילו  
לחזק אותו קצת.



הצטרפו אלינו ללמידת אנגלית בכיף!

בהצלחה רבה,

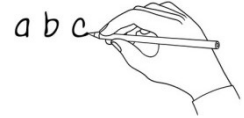
צוות הפיקוח והמדריכות לאנגלית

# NUMBER WORDS

1	one	11	eleven	30	thirty
2	two	12	twelve	40	forty
3	three	13	thirteen	50	fifty
4	four	14	fourteen	60	sixty
5	five	15	fifteen	70	seventy
6	six	16	sixteen	80	eighty
7	seven	17	seventeen	90	ninety
8	eight	18	eighteen	100	one-hundred
9	nine	19	nineteen		
10	ten	20	twenty		



# Numbers 10-100

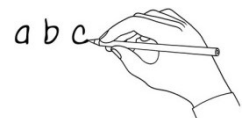


## 1. What's the number?

Write the number under the pictures.

ten	twenty	thirty	forty	fifty
sixty	seventy	eighty	ninety	a hundred

30	10	60	40	70
	ten			
100	90	50	20	80



## 2. Add them up!

Write the numbers and add them up!

- a. 20 twenty + 30 thirty =  fifty
- b. 30 \_\_\_\_\_ + 50 \_\_\_\_\_ =  \_\_\_\_\_
- c. 60 \_\_\_\_\_ + 10 \_\_\_\_\_ =  \_\_\_\_\_
- d. 20 \_\_\_\_\_ + 40 \_\_\_\_\_ =  \_\_\_\_\_
- e. 10 \_\_\_\_\_ + 80 \_\_\_\_\_ =  \_\_\_\_\_
- f. 40 \_\_\_\_\_ + 60 \_\_\_\_\_ =  \_\_\_\_\_



# Numbers 11-20

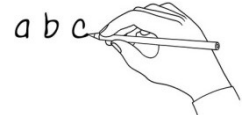
## 1. Match them up!



Draw a line to match the picture and the word.

eleven	12	16	18	sixteen	
twelve				seventeen	
thirteen	11	15	20	17	eighteen
fourteen					nineteen
fifteen	14	13	19	twenty	

## 2. Find the mystery word!



Add the numbers to complete the crossword and find the mystery number.

					eleven + five =	S	I	X	T	E	E	N
ten + three =												
seven + five =												
six + nine =												
twelve + seven =												
thirteen + one =												
eight + three =												
nine + nine =												
fourteen + six =												

קראו את השיר וענו על השאלות  
Read the poem and answer the questions.

### Number Poem

Numbers are like a *treasure hunt*\*, and we are about to start an *adventure*\* from 1 to 100!

Think of **one** as your very first *step*\*. **Two** is a *pair*, like your shoes or your eyes. How many people are in your family? Is it **three**, **four**, **five**, or even more? If it's more than **five**, that's quite a *few*\*!

We have **ten** fingers and ten toes.

But there's more! When you get to **fifty**, you're *halfway*\* to 100. **One hundred** is like a perfect grade!

You can use numbers to count your friends, your *heartbeats*\*, or the *steps*\* you take. They also help you know how old you are and tell the time and date.

Numbers make games and puzzles extra fun. Whether you're playing cards or sports, they help you keep *score*\*. Did you score **twenty**, **thirty**, or even more points?

Numbers are like a secret code that helps us understand our world.

*treasure hunt* – חפש את המטמון –

הרפתקה

*pair* – זוג

*halfway* – בחצי הדרך –

פעימות לב

*step* - צד

*score* – תוצאה/ציון –

*adventure* –

*a few* – כמה

*heartbeat* –

**Answer the questions.**

**ענו על השאלות.**

1. How many people are in **your** family?

---

2. What is the best **grade** you can get on a test?

---

3. According to (לפי) the poem, what can we count?


---

4. What do **you** like to count?

---

5. When do **you** use numbers?


---



## There is / There are

1) Write sentences about the picture. Use There is and There are.

כתבו משפטים על התמונה. היעזרו במחסן המילים. ניתן לצבוע את התמונה.



<b>There is</b>	one	ball	<b>in the classroom. in the picture. on the board. on the test.</b>
	four	flower (s)	
	eight	book(s)	
	eleven	desk(s)	
<b>There are</b>	twelve	boy(s)	
	thirteen	girl (s)	
	fourteen	tree	
	fifteen	shelf/shelves	
	twenty	student(s)	
	thirty	board	

**Example: There are four desks in the classroom.**

1. \_\_\_\_\_
2. \_\_\_\_\_
3. \_\_\_\_\_
4. \_\_\_\_\_
5. \_\_\_\_\_
6. \_\_\_\_\_

**2) Write 3 sentences about your classroom starting with**

**There is or There are.**


כתבו משפטים על הכיתה שלכם. תתחילו את המשפטים עם המילים

**There are או There is**

1. \_\_\_\_\_
2. \_\_\_\_\_
3. \_\_\_\_\_

Play Online

שחקו במחשב או בטלפון



Dot to Dot:

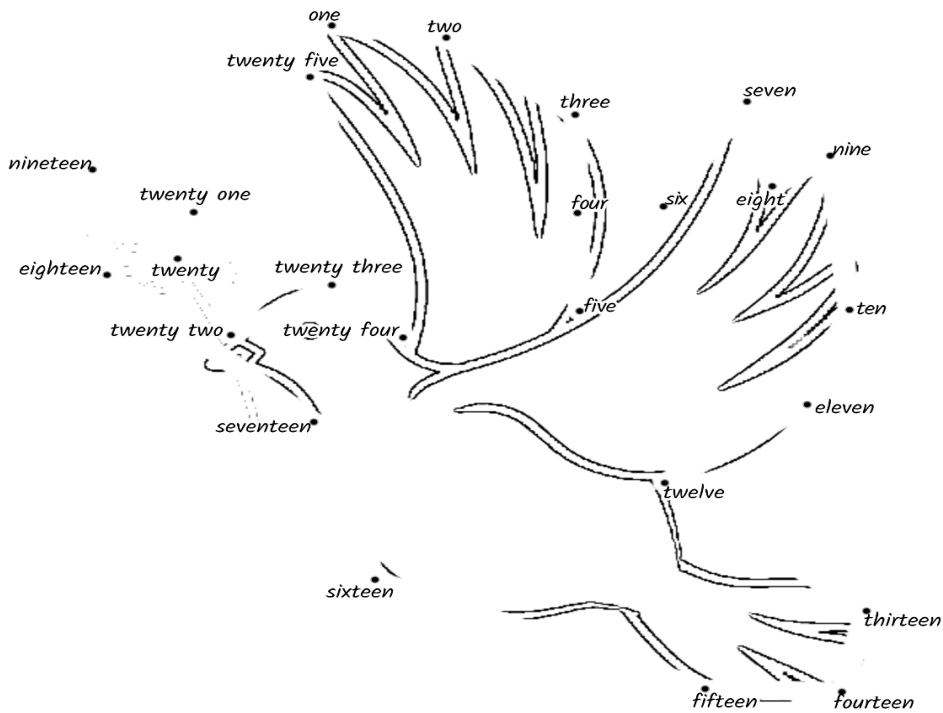
חברו בין המספרים לפי הסדר.

What picture do you see?

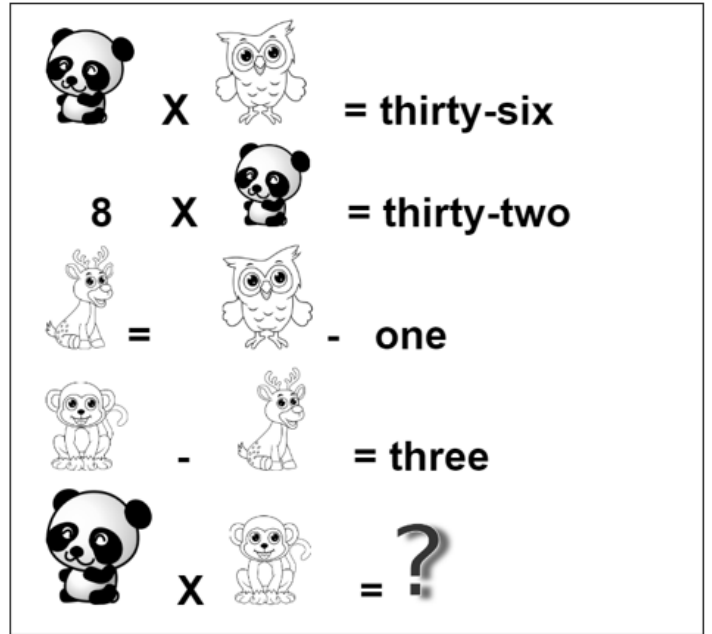

I see a \_\_\_\_\_.

**Oh, My Dots!**

<https://www.ohmydots.com>



# Riddles




If Sarah has seven daughters, and each has a brother, how many kids does Sarah have?

*Eight: one boy and seven girls*

What will be the next number in this pattern 2, 3, 5, 8, 13, . . .

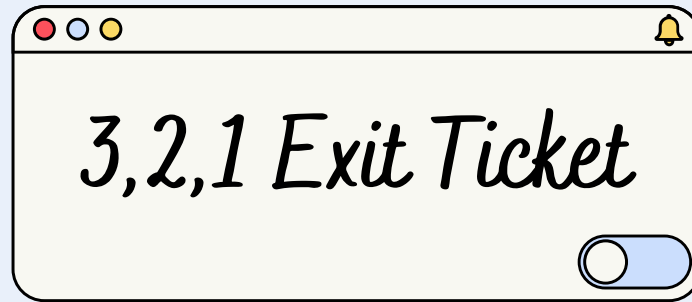
Play Online

שחקו במחשב או בטלפון



Name:

Grade:



3

3 things I learned this week.  
3 דברים שלמדתי השבוע.

2

My 2 favorite exercises in this booklet are:  
2 משימות שהכי אהבתי בחוברת הזאת הן:

1

What number that is important to me and why.  
איזה מספר חשוב עבורי ולמה הוא חשוב לי.