

# **The English Inspectorate- The Charedi District**

Level One Monthly  
Booklets

Tishrei - Tamuz

English Inspector of the Charedi District- Ruth Elitzur

Written and compiled by Aron Cohen

Jewish content advisor- Rabbi Hillel Horovitz

Edited by Tzivya Spiro

Illustrated by Keren Cohen

## Table of Contents

Tishrei	4
Cheshvan	6
Kislev	11
Tevet	18
Shevat	22
Adar	26
Nissan	30
Iyar	37
Sivan	41
Tamuz	46
Glossary	51

\

## **English in Tishrei**

# **The English Inspectorate- The Charedi District**

### What's Inside?

Rosh Hashana- page 4

Your New Words- page 5

Glossary- pages 51-59

## Rosh Hashana

Match some of the foods we eat on Rosh Hashanah night with their reasons for eating them. First translate the foods into Hebrew. Then write the number of the food in the circle of the correct reason.

The Foods	The Meaning in Hebrew.	Reason
1. an apple in honey	תפוח בדבש	<input type="checkbox"/> So we will have many <i>mitzvot</i> .
2. pomegranate seeds		<input type="checkbox"/> The <i>gematria</i> of "nut" is the same as "sin".
3. dates		<input type="checkbox"/> that Hashem may bless us with a sweet new year
4. the head of a sheep or the head of a fish		<input type="checkbox"/> that Hashem may put an end to our enemies
5. Don't eat nuts.		<input type="checkbox"/> So we will be the head and not the tail.

apple- תפוח  
bless- לברך  
circle- עיגול  
date- תמר  
don't- אל  
eat- לאכול  
enemy- אויב  
fish- דג  
foods- מאכלים  
head- ראש  
honey- דבש  
many- הרבה  
match- להתאים  
night- לילה  
number- מספר  
nuts- אגוזים  
pomegranate- רימון  
put an end- לשים קץ  
reason- סיבה  
seeds- גרעינים  
sheep- כבש  
sin- עברה  
some- קצת ...  
sweet- מתוק  
tail- זנב  
translate- לתרגם  
with- עם

# Your New Words

New Word	Meaning	Your Practice Sentence
1.		
2.		
3.		
4.		
5.		
6.		
7.		
8.		
9.		
10.		
11.		
12.		
13.		
14.		
15.		

# English in Cheshvan

## The English Inspectorate- The Charedi District

### What's Inside?

Facts about the month- page 7



The Parshiot- pages 8-9



Your New Words- page 10

Glossary- pages 51-59



### Facts about the Month of Cheshvan

- ❖ Cheshvan is the eighth month of the year.
- ❖ There is another name for Chesvan-  
Marcheshvan
- ❖ There aren't any holidays in Cheshvan.
- ❖ We start praying for rain in Cheshvan.

What else can you write about Cheshvan?

You can write about the following:

- Do you know other facts about Cheshvan?
- Do you do special activities in Cheshvan?
- Do you have a birthday this month?
- Does someone you know have a birthday in Cheshvan?


❖ \_\_\_\_\_

❖ \_\_\_\_\_

❖ \_\_\_\_\_


❖ \_\_\_\_\_

אודות, על - about  
פעולה - (ies) activity  
אחר - another  
שום, אף - any  
יום הולדת - birthday  
יכול - can  
(התחלת שאלה) do  
לעשות - do  
(התחלת שאלה) does  
לא - don't  
שמיני - eighth  
עוד - else  
עובדה - fact  
בשביל - for  
יש ל... - have  
חג, חופשה - holiday  
ב... - in  
חודש - month  
שם - name  
של - of  
אחר - other  
להתפלל - Pray  
לרדת גשם - rain  
מישהו - someone  
מיוחד - special  
להתחיל - start  
יש - there is/there are  
זה - this  
מה - what  
לכתוב - write  
שנה - year  
את, אתה, אתם, - you  
אתן



## Four Parshiot of Bereshit

Write the name of the parasha below its box



### The Parshiot:

❖ Noach

❖ Vayaira

❖ Lech Lecha

❖ Chaye Sarah

It rained for forty days and forty nights.

The parasha is \_\_\_\_\_

Avraham was sitting outside the door of his tent and he saw three men walking in the desert.

The parasha is \_\_\_\_\_

Avram left his home to a place. Hashem will show him where to go.

The parasha is \_\_\_\_\_

Avraham's wife Sarah died. Avraham buried her in the Cave of Machpela.

The parasha is \_\_\_\_\_

below its box- מתחת למשפט

bury- לקבור

cave- מערה

day- יום

desert- מדבר

die- למות

door- דלת

for- בשביל ל...

forty- ארבעים

her- שלה, אותה, לה

him- אותו, לו

his- שלו

in- ב...

its- שלו, שלה

leave (left)- לעזוב

man (men)- איש

name - שם

night- לילה

of- של

outside- מחוץ ל...

place- מקום

rain- לרדת גשם

see (saw)- לראות

show- להראות

sit (sat)- לשבת

tent- אוהל


to- ל...

where- לאן

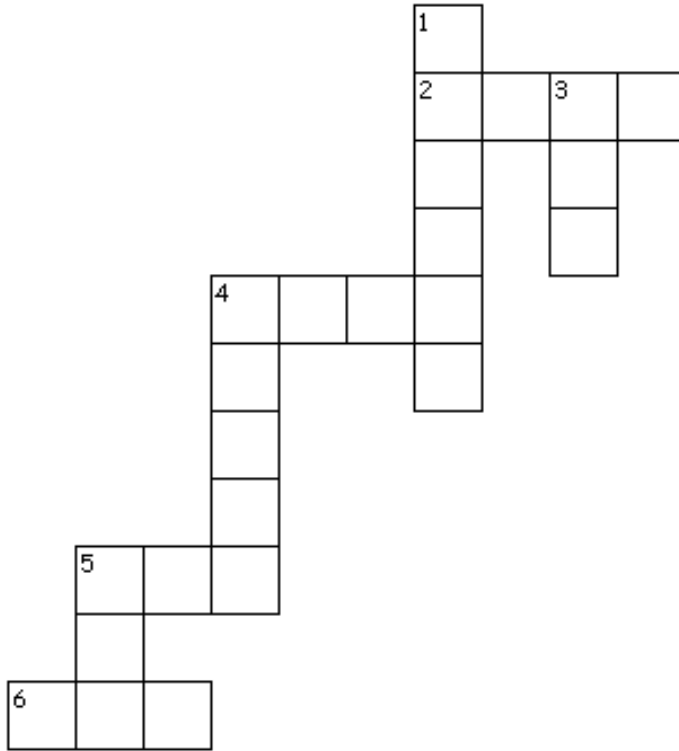

wife- אשה

write (wrote)- לכתוב





Fill in the crossword puzzle with the words from the word bank.



beautiful- יפה  
fill in- למלא  
from- ...מ  
go to sleep- ללכת לישון  
has- יש לו \ לה  
here- כאן  
his- שלו  
home- בית  
learn- ללמוד  
letter- מכתב  
like- לחבב  
make- לעשות, לגרום  
many- הרבה  
shine- לזרוח  
sun- שמש  
this- זה

Word Bank	Across →	Down ↓
1. day	2. Avram ____ his home.	1. Jerusalem has many beautiful ____.
2. door	4. Hi, what's your ____?	3. This letter is ____ you.
3. leave (left)	5. I like to ____ and learn Torah.	4. I go to sleep at ____.
4. man (men)	6. Ten ____ make a minyan.	5. I can ____ the Kotel from here.
5. name		
6. night		
7. for		
8. places		
9. see (saw)		
10. sit (sat)		

# Your New Words

New Word	Meaning	Your Practice Sentence
16.		
17.		
18.		
19.		
20.		
21.		
22.		
23.		
24.		
25.		
26.		
27.		
28.		
29.		
30.		

## English in Kislev

# The English Inspectorate- The Charedi District

### What's Inside?

The Parshiot- page 12




Hints to Hanukah- pages 13-16



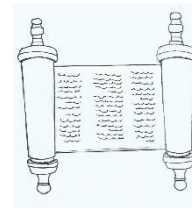
Your New Words- pages 17

Glossary- pages 51-59





## Four *Parshiot* of *Bereshit*



Write the name of the *parasha* below its box.

### The Parshiot:

❖ Toldot

❖ Vayishlach

❖ Vayetze

❖ Vayeshev

**Yaakov had a fight with an angel.**

The parasha is \_\_\_\_\_

**Yosef had two dreams. He told them to his brothers.**

The parasha is \_\_\_\_\_

**Yaakov dreamed about angels going up and angels going down a ladder.**

The parasha is \_\_\_\_\_

**Rivka had twin boys.**

The parasha is \_\_\_\_\_

אודות, על - about-  
מלאך - angel-  
מתחת - below its box-  
למשפט  
אח - brother-  
חלום (n) - dream  
לחלום (v) - dream  
מאבק - fight-  
לרדת - go down-  
לעלות - go up-  
יש ל... - have (had)-  
שלו - his-  
שלו - its-  
סולם - ladder-  
שם - name-  
לספר - tell (told)-  
ל - to-  
תאום - twin-  
שתיים - two-  
עם - with-  
לכתוב - write-



# Hanukah

1) Look at the text below. It is \_\_\_\_\_.

- a) a story
- b) an article
- c) a dialogue
- d) a letter

2) Now read the text between Ariel and Benny.

## Hints in the Torah

(Adapted from Sefer Hatodaah by Rav Eliyahu Ki Tov, p. 173)

**Ariel:** Shalom Benny, how are you?

**Benny:** I'm fine, Baruch Hashem. How are you?

**Ariel:** Great, Baruch Hashem. I just came back from my Torah class and I learned an amazing dvar Torah.

**Benny:** Like what?

**Ariel:** Well, do you know that there are hints in the Torah about Hanukah?

**Benny:** No, I don't know, where?

**Ariel:** Well, in *parashat Emor* the Torah writes a list of all the holidays: Shabbat, Pesach, Shavuot, Rosh Hashana, Yom

all- כל

amazing- מדהים

article- מאמר

below- למטה

class- שיעור

come back (came)-  
לחזור

dialogue- דו-שיח

fine- בסדר

from- ...מ

hint- רמז

holiday- חג

just- רק

know- לדעת

learn- ללמוד

letter- מכתב

light- להדליק

like- כמו

list- רשימה

my- שלי

oil- שמן

right after- מיד אחרי

story- סיפור

that- ש

type- סוג



Kippur and Sukkot. Well, right after Sukkot, the Torah writes about oil and lighting the *ner tamid*.

**Benny:** So?

**Ariel:** This is a hint that there will be a holiday of lighting candles right after Sukkot...Hanukah!!!

**Benny:** Wow, that's amazing. Are there more hints?

**Ariel:** Yeah... do you know what the 25<sup>th</sup> word of the Torah is?

**Benny:** No... what is it?

**Ariel:** "Light".

**Benny:** Oh, I see... Hanukah is on the 25<sup>th</sup> of Kislev and the word "light" is the 25<sup>th</sup> word in the Torah. Awesome!

**Ariel:** Yeah, it is. Also, listen to this one. In Bamidar, in *parashat Mas'ei*, do you know the 25<sup>th</sup> place that *Bnei Yisrael* traveled to in the desert?

**Benny:** No, where?

**Ariel:** In Chashmona... Chashmona is a hint for Chashmonaim.

**Benny:** Wow, terrific. Hey,...when is that Torah class?

**Ariel:** On Thursday evenings at 7.

**Benny:** *Bli neder* I'm coming.

מדהים- awesome  
נר- candle  
לבוא- come  
מדבר- desert  
ערב- evening  
בשביל- for  
אני מבין- I see  
אור- light  
להקשיב- listen  
עוד- more  
מקום- place  
אז- so  
יהיה- there will be  
זה- this  
לנסוע- travel  
מילה- word



Answer the questions.

1) Ariel learns in his Torah class about \_\_\_\_.

- a) parashat Emor
- b) where *Bnei Yisrael* traveled
- c) Hanukah hints in the Torah
- d) the holidays

לפחות - at least

טבלה - chart

שיעור - class

קשר - connection

למלא - fill in

מעוניין - interested

ללמוד - learn

להראות - show

לומר - tell

מילה - word

2) Benny is interested in what Ariel is saying.

Write at least TWO words that show this.

- a) .....
- b) .....
- c) .....
- d) .....

3) Ariel tells about three hints in the Torah for Hanukah.

Fill in the chart.

	Hint in the Torah	Connection to Hanukah
1)		
2)		
3)		



Unscramble the words. Copy the letters to the cells with the same number.

You can use the words in the box below to help you.

NTSIH	<input type="text"/> <input type="text"/> <input type="text"/> <input type="text"/> <input type="text"/> 8
HOTRA	<input type="text"/> <input type="text"/> <input type="text"/> <input type="text"/> <input type="text"/> 7
NIFE	<input type="text"/> <input type="text"/> <input type="text"/> <input type="text"/> 
MIANAZG	<input type="text"/> <input type="text"/> <input type="text"/> <input type="text"/> <input type="text"/> <input type="text"/> <input type="text"/> 5
RCITREFI	<input type="text"/> <input type="text"/> <input type="text"/> <input type="text"/> <input type="text"/> <input type="text"/> <input type="text"/> <input type="text"/> 
MASWEOE	<input type="text"/> <input type="text"/> <input type="text"/> <input type="text"/> <input type="text"/> <input type="text"/> <input type="text"/> 
TERGA	<input type="text"/> <input type="text"/> <input type="text"/> <input type="text"/> <input type="text"/> 2
DOALYSHI	<input type="text"/> <input type="text"/> <input type="text"/> <input type="text"/> <input type="text"/> <input type="text"/> <input type="text"/> <input type="text"/> <input type="text"/> 1 3
LIO	<input type="text"/> <input type="text"/> <input type="text"/> 
HILTG	<input type="text"/> <input type="text"/> <input type="text"/> <input type="text"/> <input type="text"/> 4
LADCESN	<input type="text"/> <input type="text"/> <input type="text"/> <input type="text"/> <input type="text"/> <input type="text"/> <input type="text"/> 6
MOER	<input type="text"/> <input type="text"/> <input type="text"/> <input type="text"/> 
RMFO	<input type="text"/> <input type="text"/> <input type="text"/> <input type="text"/> 

below its box- מתחת  
למשפט

קופסה

can- יכול

cell- תא

copy- להעתיק

help- לעזור

hidden- חבוי

letter- אות

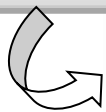
message- הודעה, מסר

same number- אותו מספר


unscramble- לסדר את  
האותיות בסדר הנכון

use- להשתמש

Hidden Message



<input type="text"/> <input type="text"/> <b>P</b> <b>P</b> <input type="text"/>	<input type="text"/> <input type="text"/> <input type="text"/> <b>U</b> <b>K</b> <input type="text"/> <input type="text"/>
1 2 3	4 5 6 7 8



amazing  
awesome  
candles  
fine  
from  
great  
hints

holidays  
light  
more  
oil  
terrific  
Torah





# Your New Words

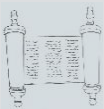
New Word	Meaning	Your Practice Sentence
31.		
32.		
33.		
34.		
35.		
36.		
37.		
38.		
39.		
40.		
41.		
42.		
43.		
44.		
45.		

# English in Tevet

## The English Inspectorate- The Charedi District

### What's Inside?

The Parshiot- page 19





Fasts of the Year- page 20



Your New Words- page 21

Glossary- pages 51-59





## Four *Parshiot* of *Bereshit* and *Shemot*

Write the name of the parasha below its box.

### The Parshiot:

❖ Miketz

❖ Vayachi

❖ Vayigash

❖ Shemot

Yosef becomes the ruler of Egypt.

The parasha is \_\_\_\_\_

Yosef tells his brothers that he is Yosef. The brothers are afraid.

The parasha is \_\_\_\_\_

Yaakov blesses his children.

The parasha is \_\_\_\_\_

Pharoah says that every Jewish baby boy will be thrown into the Nile river.

The parasha is \_\_\_\_\_

תינוק - baby

להפוך להיות - become

למטה - below

לברך - bless

ילד - boy

אח - brother

ילדים - children

מצרים - Egypt

כל - every

הוא - he

שלו - his

שלו - its

שם - name

נילוס - Nile

של - of

באמת - really

נהר - river

שליט - ruler

נבהלים - afraid

לומר - tell

ש - that

להם - them

מי - who

יזרק - will be thrown

לכתוב - write



Match the names of the fast to the reasons for fasting. Write the name of the fast under its reason.

3<sup>rd</sup> of Tishrei

10<sup>th</sup> of Tevet

17<sup>th</sup> of Tammuz

9<sup>th</sup> of Av

Fast of Esther

a) Five bad things happened on this day.

\_\_\_\_\_

b) The first and second Temple were destroyed.

\_\_\_\_\_

c) Gedalya ben Achicham was killed on this day and troubles for the Jews began.

\_\_\_\_\_

d) The siege on Jerusalem started on this day by Nebuchanezer, the king of Babel.

\_\_\_\_\_

e) All the Jews fasted on this day during the times of Mordechai and *Ester*.

\_\_\_\_\_

bad- רע

begin (began)- להתחיל

day- יום

during- במשך

fast- לצום, צום

first- ראשון

for- בשביל-

happen- לקרות

Jews- יהודים

king- מלך

match- להתאים

name- שם

on- על

reason- סיבה

say- לומר

second- שני

siege- מצור

Temple- בית המקדש

thing- דבר

time- זמן

to- ...ל

troubles- צרות

under- מתחת

was killed- נהרג

were destroyed- נהרסו



# Your New Words

New Word	Meaning	Your Practice Sentence
46.		
47.		
48.		
49.		
50.		
51.		
52.		
53.		
54.		
55.		
56.		
57.		
58.		
59.		
60.		

## English In Shevat

# The English Inspectorate- The Charedi District




### What's Inside?


The Parshiot- page 23

It's a Segula! – page 24


Your New Words- page 25

Glossary- pages 51-59





## Five *Parshiot* of *Shemot*



Write the name of the parasha below its box.

Hashem split Yam Suf.

The parasha is \_\_\_\_\_

Moshe taught the laws of not eating milk and meat together.

The parasha is \_\_\_\_\_

Aharon's stick turned into a snake.

The parasha is \_\_\_\_\_

Hashem gave the Ten Commandments.

The parasha is \_\_\_\_\_

Hashem took Bnei Yisrael out of Egypt.

The parasha is \_\_\_\_\_

### The Parshiot:

❖ Vayera

❖ Yitro

❖ Bo

❖ Mishpatim

❖ Beshalach

מצרים - Egypt

נתן - (give) gave

הלכות - laws

בשר - meat

חלב - milk

נחש - snake

לבקוע - split

מקל - stick

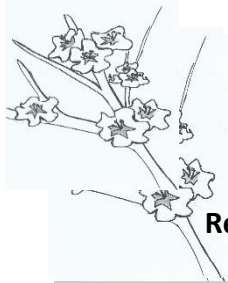
לימד - (teach) taught

עשרת הדיברות - Ten Commandments

ביחד - together

הוציא - (take out) took out

להפוך ל... - turn into



Read the announcement below. Did you know about this before you read it?

# DID YOU HEAR? IT'S A SEGULA!

Did- האם

hear- לשמוע

just as- בדיוק כ...

like- כמו

until... עד ש -

FROM THE 1<sup>ST</sup> OF SHEVAT  
UNTIL THE 7<sup>TH</sup> OF ADAR!


# 37 Days!

On the first of Shevat, Moshe Rabbeinu told Bnei Yisrael the Mishna Torah- Sefer Devarim. He repeated many of the mitzvot and taught new mitzvot until the seventh of Adar. The Achronim say that the first of Shevat is like a "Matan Torah."

So just as Jews on *Shavuot* say that this year they are going to learn more *Torah* and do more *Mitzvot*, so too on the first of Shevat Jews can do the same. All of these 37 days are a *segula* to make this happen.

(Rabbi Elyahu Ki Tov, Sefer Hatodaah, p.409 and The Responsa Project, version 22)





# Your New Words

New Word	Meaning	Your Practice Sentence
61.		
62.		
63.		
64.		
65.		
66.		
67.		
68.		
69.		
70.		
71.		
72.		
73.		
74.		

## English in Adar

# The English Inspectorate- The Charedi District

### What's Inside?


The Parshiot- page 27




A Wordsearch- page 28


Your New Words- pages 29

Glossary- pages 51-59





## Four *Parshiot* of *Shemot*



Write the name of the parasha below its box.

Moshe gets the second set of tablets.

The parasha is \_\_\_\_\_

Hashem says to make the *mikdash* and Hashem will be there.

The parasha is \_\_\_\_\_

This parasha is about the clothes of the *kohanim*.

The parasha is \_\_\_\_\_

The *mishkan* is built

The parasha is \_\_\_\_\_

### The Parshiot:

❖ Terumah

❖ Ki Tisa

❖ T'tzaveh

❖ Vaykhel-Pekudei


clothes- בגדים

is built- נבנה

set of tablets- לוחות הברית

second- שני

יהיה -will



Across →

- 4) Always look at the good \_\_\_\_.
- 5) I \_\_\_\_ to dress up as a king this year.
- 7) Where do you want to eat the meal, \_\_\_\_ my home or yours?
- 8) What time are they going to \_\_\_\_ the Megilla?
- 10) \_\_\_\_, don't forget what Amalek did.
- 11) We don't eat on \_\_\_\_ days.
- 13) People \_\_\_\_ costumes on Purim.

Down ↓

- 1) People wear funny \_\_\_\_ on Purim.
- 2) In Adar we are \_\_\_\_ than in Av.
- 3) Always \_\_\_\_ the day with Modeh Ani.
- 6) We \_\_\_\_ Torah every day.
- 9) On Shabbat we eat three \_\_\_\_.
- 11) You all look so \_\_\_\_ with your Shabbat clothes on.
- 12) You should be \_\_\_\_ now.

always- תמיד

dress up- להתחפש

full- מלא

funny- מצחיק

glass- כוס

king- מלך

### Word Bank

at  
fast  
start  
meals  
want

clothes  
festive  
wear  
learn  
read  
here

half  
happier  
remember





# Your New Words

New Word	Meaning	Your Practice Sentence
75.		
76.		
77.		
78.		
79.		
80.		
81.		
82.		
83.		
84.		
85.		
86.		
87.		
88.		
89.		
90.		

## English in Nissan

# The English Inspectorate- The Charedi District

### What's Inside?

The Parshiot- page 31




The Four Sons – page 32

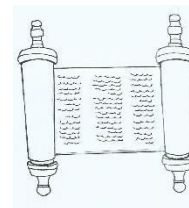

Find the *Chometz* –  
pages 33-35

Your New Words-  
pages 36

Glossary- 51-59



פסח , מצה  
וצרור



<i>The Parashiot</i>	
❖ <i>Vayikra</i>	❖ <i>Shabbat Chol Hamoed</i>
❖ <i>Tzav</i>	❖ <i>Shmini</i>

Hashem tells Moshe which animals and fish are kosher.

The *parasha* is \_\_\_\_\_

Moshe gets the Ten Commandments again.

The *parasha* is \_\_\_\_\_

Hashem tells Moshe about the different types of animals used for *korbanot*.

The *parasha* is \_\_\_\_\_

The *Kohanim* are ready to work in the *Mishkan*.

The *parasha* is \_\_\_\_\_

animal- חיה

fish- דג

get- לקבל

ready- מוכן

second- שני

Ten  
Commandments-  
לוח הברית

used for- שומשו ...

which- איזה

work- לעבוד

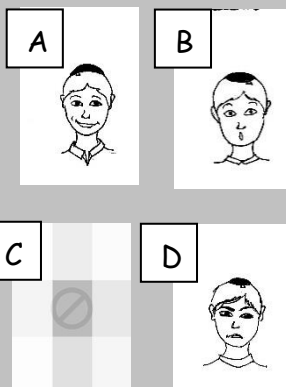
Match the four sons to their pictures.

☐ The wise son

☐ The wicked son

☐ The simple son

☐ The son that doesn't know how to ask a question



ask- לשאול

how- איך

match- להיתאם

now- עכשיו

picture- תמונה

simple- תם

son- בן

their- שלהם

wicked- רשע

wise- חכם

appear- להופיע

as - כאשר

now- עכשיו

one- כל אחד  
(הכוונה כאן)

Now match the four sons' questions to their answers. Number (#) the questions in the correct order as they appear in the **Hagadah**. Also write the names of the son in the correct box.

The Four Sons	The Questions	The Answers
_____	<input type="checkbox"/> What is this?	a) One cannot eat after eating the <i>Afikomen</i> .
_____	<input type="checkbox"/> There's no question..	b) Hashem took us out of Egypt with a strong hand.
_____	<input type="checkbox"/> What are the laws that Hashem told us?	c) This is why Hashem helped <b>me</b> leave Egypt.
_____	<input type="checkbox"/> What is this work for you?	d) You must start the answer. This is why Hashem helped me leave Egypt.

because of- בעבור

do (did)- לעשות

Egypt- מצרים

hand- יד

must- חייב

strong- חזק

take out (took)-

להוציא

there is no- אין

when- מתי ... ש



Find the *chametz* before Pesach

Match the words to the correct pictures. Use the glossary to help you look up new words.

correct- נכון

glossary- בסוף

look up (מילים) -

New Word	Picture
1) bookcase	G
2) bunk bed	
3) cabinets	
4) closet	
5) coffee table	
6) couch	
7) desk	
8) dining room table	
9) oven	
10) refrigerator	
11) sink	



kitchen- מטבח

living room- סלון

dining room- פינת אוכל

bedroom- חדר שינה

Write the house objects in the correct categories.

Kitchen	Living Room	Dining Room	Bedroom



Find the *chametz* before Pesach

above- מעל

in- ב...

near- ליד




on- על

under- מתחת

You need to clean before Pesach. So find the *chametz* below. Write where you see the *chametz*.

Use the words, *in*, *on*, *near*, *under*, or *above*.

Write your answers on the next page.



Write your answers below where you found the *chametz*.



Example: The *chametz* is near the oven.



1) \_\_\_\_\_



2) \_\_\_\_\_



3) \_\_\_\_\_



4) \_\_\_\_\_



5) \_\_\_\_\_



6) \_\_\_\_\_



7) \_\_\_\_\_



8) \_\_\_\_\_



9) \_\_\_\_\_



\_\_\_\_\_

# Your New Words

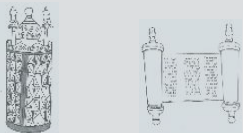
New Word	Meaning	Your Practice Sentence
91.		
92.		
93.		
94.		
95.		
96.		
97.		
98.		
99.		
100.		
101.		
102.		
103.		
104.		
105.		

## English in Iyar

# The English Inspectorate- The Charedi District

### What's Inside?

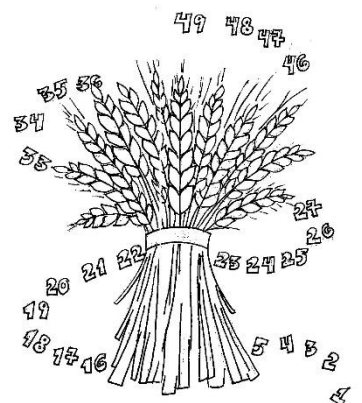

The Parshiot- page 38




Counting the Omer- page 39

Your New Words- page 40

Glossary- pages 51-59





## Four *Parshiot* of *Vayikra*

Write the name of the *parasha* below its box.



<i>The Parashiot</i>	
❖ <i>Tazria-Metzora</i>	❖ <i>Emor</i>
❖ <i>Acharei Mot-Kedoshim</i>	❖ <i>Behar</i>

Hashem tells Moshe that it is a *mitzvah* to count the days between *Pesach* and *Shavuot*.

The *parasha* is \_\_\_\_\_

Hashem tells Moshe that a baby boy must have a *brit mila* on the eighth day.

The *parasha* is \_\_\_\_\_

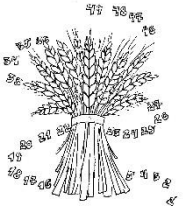
Hashem tells Moshe what will happen if Jews learn Torah and do *mitzvot*.

The *parasha* is \_\_\_\_\_

Hashem tells Moshe to tell *Bnei Yisrael* to be holy.

The *parasha* is \_\_\_\_\_

להיות - be  
בין - between  
לספור - count  
לקרות - happen  
קדוש - holy  
חייב - must have



בס"ד

Stop and think for a moment...

Usually We Count Down Toward a Big Day.

For example:

- **Grandma is coming to visit in a week and a half.**
- **There are 17 more days to my birthday.**

But...

When We Count the Omer, We Count Up  
Toward the Big Day (*Shavuot*).

For example:

- **We count from one to forty nine.**
- **We always add another day.**

Why?

An Answer

The Torah wants us to grow and become better  
every day, one step at a time.

(Adapted from "Make the Omer Count" by Rabbi Shraga Simmons-  
Aish HaTorah)

count down-  
לספור לקראת

count up- לספור  
כמה עבר

grandma- סבתא

half- חצי

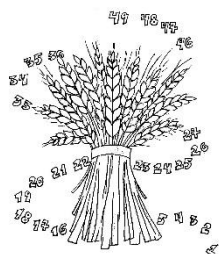
moment- רגע

one step at a  
time- צעד צעד

there are- יש

toward- לקראת

week- שבוע



# Your New Words

New Word	Meaning	Your Practice Sentence
106.		
107.		
108.		
109.		
110.		
111.		
112.		
113.		
114.		
115.		
116.		
117.		
118.		
119.		
120.		



## English in Sivan

# The English Inspectorate- The Charedi District

### What's Inside?

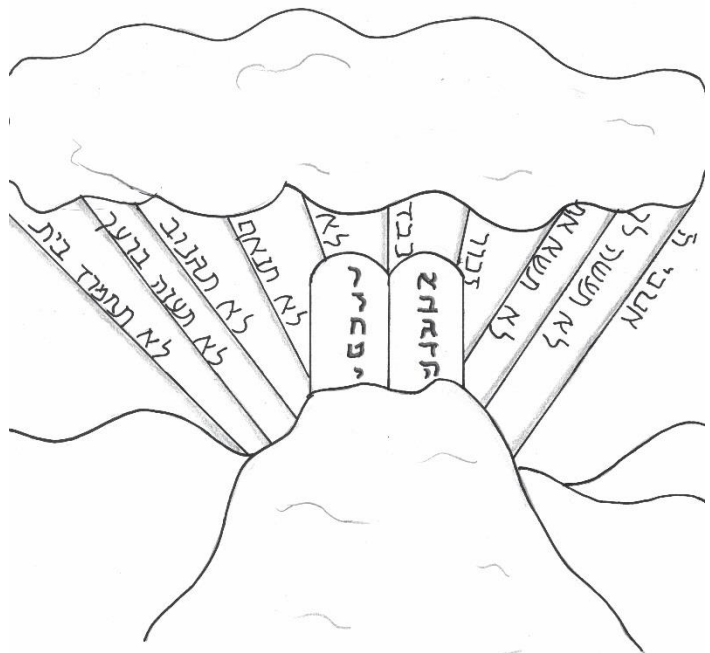
*Minhagim of Shavuot*- page 42

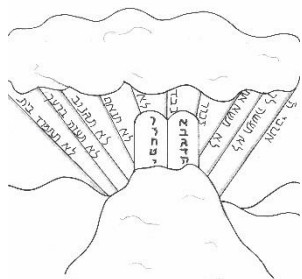
The Parshiot- page 43

Your New Words- page 44

A Cheesecake Recipe- page 45

Glossary- pages 51-59





## Shavuot

Match the *minhag* on Shavuot with its reason. Write the number of the *minhag* in the box of its correct reason. There's one extra *minhag* and one extra reason.


### Minhagim

- 1 Waiting to daven maariv until the stars come out.
- 2 Staying up all night and learning Torah.
- 3 Eating honey.
- 4 Calling Shavuot "Chag Matan Torah."
- 5 Eating milk products.
- 6 Reading Megilat Rut.

### Reasons


- The land of milk and honey.
- Just like Bnei Yisrael received the Torah and became Jewish, also Rut took on the Torah and became Jewish.
- So there will be "Seven Complete Weeks."
- Because Hashem had to wake up Bnei Yisrael at Mount Sinai.
- In Shir Hashirim, the Torah is compared to milk and honey.
- Bnei Yisrael ate milk products because their dishes were being kashered.

- all- כל
- call- לקרוא
- come out- לצאת
- complete- תמים שלם
- dishes- כלים
- extra- נוסף
- honey- דבש
- is compared to-...ל נמשלה
- Jewish- יהודי
- land- ארץ
- milk- חלב
- products- מוצרים
- stay up- להשאר ער
- take on- לקבל



## Four *Parshiot* of *Bamidbar*

Write the name of the *parasha* below its box.



<i>The Parashiot in Bamidbar</i>	
❖ <b><i>Bamidbar</i></b>	❖ <b><i>Behaalotecha</i></b>
❖ <b><i>Nasso</i></b>	❖ <b><i>Shlach</i></b>

The *Kohanim* get a *mitzvah* to bless the Jewish people.

The *parasha* is \_\_\_\_\_

Hashem tells Moshe the *halachot* of *Pesach Sheini*.

The *parasha* is \_\_\_\_\_

Hashem tells Moshe where each *shevet* will put their tents in the desert.

The *parasha* is \_\_\_\_\_

Moshe sent spies to *Eretz Yisrael*.

The *parasha* is \_\_\_\_\_

desert- מדבר  
put- לשים  
spy- מרגל  
tent- אוהל

# Your New Words

New Word	Meaning	Your Practice Sentence
121.		
122.		
123.		
124.		
125.		
126.		
127.		
128.		
129.		
130.		
131.		
132.		
133.		
134.		
135.		

# Shulamit's Famous Cheesecake

מדינת ישראל  
משרד החינוך  
המחוז החרדי

בס"ד

Below is a recipe for cheese cake. Make the recipe at home, but remember to only bake with an adult.

## Ingredients

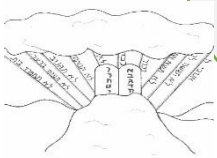
750 grams of 5% white cheese  
250 grams of 15% sour cream  
5 eggs  
3 tablespoons of vanilla instant pudding  
3 tablespoons of corn flour  
a half of cup of sugar

cheese- גבינה  
corn flour- קורנפלור  
cup- כוס  
egg- ביצה  
famous- מפורסם  
half- חצי  
sour cream- שמנת חמוצה  
sugar- סוכר  
tablespoon- כף

## How to prepare it:

- 1) Put the egg whites in bowl #1.
- 2) Beat the egg whites and then add the sugar until the mixture gets foamy.
- 3) In bowl #2, put in the white cheese, the sour cream, the egg yolks, the corn flour and the instant pudding.
- 4) Mix everything well until it all becomes one mixture.
- 5) Add mixture from bowl #1 into bowl #2.
- 6) Mix the mixture, but mix from the bottom to the top.  
Not in a circle.
- 7) Put baking paper in a rectangular aluminum pan.
- 8) Pour the mixture into the pan.
- 9) Heat up the oven to 180 degrees.
- 10) Bake the cake for 30-45 minutes. Check the cake with a toothpick to see if it's ready.

aluminum- אלומיניום  
baking paper- נייר אפיה  
beat- לערבב  
bowl- קערה  
circle- בעיגול  
degrees- מעלות  
egg whites- חלבונים  
egg yolks- חלמונים  
foamy- מלא קצף  
from the bottom to the top- מלמטה למעלה  
heat up- לחמם  
mix- לערבב  
mixture- תערובת  
pan- תבנית  
pour- לשפוך  
ready- מוכן  
rectangular- מלבני  
toothpick- קיסם  
well- היטב

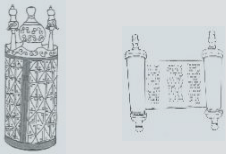


## English in Tamuz

# The English Inspectorate- The Charedi District

### What's Inside?

The Parshiot- page 47




The 17<sup>th</sup> of Tamuz- pages 48-49

Your New Words- pages 49-50


Glossary- pages 51-59





## Six Parshiot of *Bamidbar*

Write the name of the parasha below its box.



### The Parshiot:

- |          |                |
|----------|----------------|
| ❖ Korach | ❖ Pinchas      |
| ❖ Chukat | ❖ Matot- Masei |
| ❖ Balak  |                |

לברך - bless

פרה - cow

לקלל - curse

במקום - instead of

מנהיג - leader

Hashem chose Yehoshua to be the leader after Moshe.

The *parasha* is \_\_\_\_\_

There was a person who wanted to be the *Kohen Gadol* instead of Aharon.

The *parasha* is \_\_\_\_\_

We learn about the *halachot* of *nedarim*.

The *parasha* is \_\_\_\_\_

The red cow can make a person *tahor*.

The *parasha* is \_\_\_\_\_

Someone who blessed the Jewish people instead of cursing them.

The *parasha* is \_\_\_\_\_

## The 17<sup>th</sup> of Tamuz

fast- צום

fifth- חמישי

fourth- רביעי

hint- רמז

seventeenth- שבעה  
(י"ז) עשר

seventh- שביעי

tenth- עשירי

A. Do you remember the *passuk* from *Zacharia* that talks about the fourth fast, the fifth fast, the seventh fast, and the tenth fast? (Hint: Look at the Cheshvan booklet.)

B. Write the names of the fasts in the correct box.  
Use the names of the fasts on page 129 to help you.

Names from Zacharia	Name of the Fast
The 4 <sup>th</sup> Fast	
The 5 <sup>th</sup> Fast	
The 7 <sup>th</sup> Fast	
The 10 <sup>th</sup> Fast	



### The Names of the Fasts

Tisha B'Av

The Fast of Gedalia

The Seventeenth of Tamuz

The Tenth of Tevet

---

# Your New Words

New Word	Meaning	Your Practice Sentence
136.		
137.		
138.		
139.		
140.		
141.		
142.		

New Word	Meaning	Your Practice Sentence
143.		
144.		
145.		
146.		
147.		
148.		
149.		
150.		
151.		
152.		
153.		
154.		
155.		
156.		
157.		
158.		
159.		
160.		

# My Glossary

\* מילים בסוגריים ( ) הן בצורת העבר.

A a		B b	
about	אודות	baby	תינוק
above	מעל	bad	רע
according to	לפי	bag	תיק
action	פעילות	be	להיות
add	להוסיף	beat	להביס
afraid	מפחד	beautiful	יפה
after	אחרי	because	כי
again	שוב	because of	בגלל
all	כל	become	להפוך להיות
also	גם	bedroom	חדר שינה
always	תמיד	before	לפני
animal	חיה	begin (began)	להתחיל
another	אחר	below	למטה
answer	תשובה, לענות	birthday	יום הולדת
any	כל, שום	blessing	ברכה
anyway	בכל אופן	bone	עצם
appear	להופיע	book	ספר
arrive	להגיע	bookcase	ארון ספרים
article	מאמר	was born	נולד
as	כמו, כאשר	both	שניהם
ask	לשאל	bottom	תחתית
at	ב...	bowl	סיר, קערה
at least	לפחות	box	קופסה
author	מחבר	boy	ילד
		bring (brought)	להביא
		brother	אח
		build (built)	לבנות
		bunk bed	מיטת קומתיים
		busy	עסוק
		but	אבל
		by	ליד

C c		D d	
cabinet	ארון מטבח	date	תאריך
called	נקרא	day	יום
camel	גמל	deal with	לעסוק
can	יכול	decide	להחליט
celebrate	לחגוג	desk	שולחן עבודה
center	מרכז	dig	לחפור
chart	טבלה	dining room	פינת אוכל
cheer	להריע	dip	לטבול
chief	ראשי	different	שונה
child	ילד, ילדה	difficult	קשה
children	ילדים	discuss	לשוחח
choose (chose)	לבחור	do (did)	לעשות
circle	להקיף בעיגול	donkey	חמור
city	עיר	door	דלת
class	כיתה, שיעור	doven	להתפלל
close	קרוב	dress up	להתחפש
closer	יותר קרוב	drink (drank)	לשתות
closet	ארון בגדים	during	במשך
clothes	בגדים		
collect	לאסוף		
color	צבע		
come (came)	לבוא		
come back	לחזור		
come out	לצאת		
comment	פירוש, הערה		
competition	תחרות		
complete	להשלים		
condition	תנאי		
connection	קשר		
continue	להמשיך		
copy	להעתיק		
correct	נכון		
correctly	בצורה נכונה		
costume	תחפושת		
couch	ספה		
could	יכל		

E e		F f	
each	כל	fast	לצום
egg	ביצה	fast	מהר
Egypt	מצרים	a few	קצת
eight	שמונה	<i>famous</i>	מפורסם
enemy	אויב	feel (felt)	להרגיש
enough	מספיק	festive	חגיגי
<i>else</i>	אחר	foot (feet)	רגל
erase	למחות\ למחוק	field	שדה
<i>evening</i>	ערב	festive	חגיגי
every	כל	final	סופי
everybody	כולם	fifth	חמישי
everyone	כל אחד	find (found)	למצוא
<i>explain</i>	להסביר	<i>fight (fought)</i>	להלחם
except for	חוץ מ...	<i>fill in</i>	למלא
the end	הסוף	final	סופי
		fine	בסדר
		finish	לגמור
		first	ראשון
		fish	דג
		five	חמש
		follow	לפי
		food	אוכל
		for	בשביל, ל...
		for example	לדוגמה
		forget (forgot)	לשכוח
		forty	ארבעים
		four	ארבע
		fourth	רביעי
		from	מ...
		full	מלא
		funny	מצחיק

<b>G g</b>		<b>H h</b>	
game get (got) get paid give (gave) glass go (went) <i>go back</i> <i>go down</i> <i>go up</i> golden good luck	משחק לקבל, להגיע לקבל תשלום לתת כוס, זכוכית ללכת לחזור לרדת לעלות מזהב בהצלחה	half hand happen happy happier happiness has has to have (had) have to (had to) he head help her hear (heard) here <i>hide</i> hidden him his <i>holiday</i> home homeless hope horse hot how however hurt (v)	חצי יד לקרות שמח יותר שמח שמחה יש לו \ לה חייב יש ל... חייב הוא ראש לעזור שלה לשמוע כאן להחביא נסתר אותו שלו חג בית לקוות חסר בית סוס חם איך אולם לפגוע
<b>I i</b>		<b>J j</b>	
if important in in front of <i>include</i> <i>information</i> <i>inside</i> <i>instead of</i> interested in it its	אם חשוב ב... מול לכלול מידע בתוך במקום מעוניין ב... הוא \ היא \ זה שלו \ שלה	judge just just like	לשפוט רק בדיוק כמו

<b>K k</b>		<b>L l</b>	
kettle king kitchen know (knew) known as	קומקום מלך מטבח לדעת ידוע כ...	land law learn leave (left) left lend (lent) letter life light (n) like <i>line</i> live look look like look at look for a lot of	אדמה חוק ללמוד לעזוב, להשאיר שמאל להלוות אות, מכתב חיים אור לחבב שורה, קו לחיות, לגור נראה להראות להסתכל על לחפש הרבה
<b>M m</b>		<b>N n</b>	
maid make (made) man many master <i>match</i> (v) me measure meal (I) mean meat message milk miracle money month more most move to mule must my	משרתת להכין, לעשות, לגרום איש הרבה אדון להתאם אותי למדוד ארוחה להתכוון בשר הודעה, מסר חלב נס כסף  חודש יותר, עוד הכי לעבור ל... חמור חייב שלי	name natural near need never next nice night now number <i>nation</i>	שם טבעי ליד צריך מעולם לא הבא נחמד לילה עכשיו מספר עם, אומה

O o		P p	
of often old olive on on time on top of one of once one only order other our oven own (my own, your own ...) oil	של לעתים קרובות זקן, ישן זית על בזמן מעל אחד מ... פעם, פעם אחת אחד רק סדר אחר שלנו תנור שלי שמן	page part participate pay (paid) people person picture place placed plate play play a joke on poor praise present pure	עמוד חלק להשתתף לשלם אנשים בנאדם תמונה למקום, מקום ממוקם קערה לשחק לעשות שחוק מ... עני לשבח, שבח מתנה טהור
Q q		R r	
question	שאלה	rain reach read (read) ready really refrigerator remind reason remember rent repeat represent review rich right right before road roasted rock	גשם להגיע לקרוא מוכן באמת מקרר להזכיר סיבה לזכור לשכור לחזור על... לייצג לחזור על עשיר ימין מיד לפני כביש צלוי אבן



S s			
sad	עצוב		
salt	מלח		
save (money, time)	לחסוך		
say (said)	לומר		
seat	כיסא		
<i>second</i>	שני		
see (saw)	לראות		
sell (sold)	למכור		
sentence	משפט		
set up	לסדר		
<i>should</i>	כדאי ש...		
show	להראות		
shul	בית כנסת		
side	צד		
simple	תם		
sink	כיור		
sit	לשבת		
sleep (slept)	לישון		
small	קטן		
snake	נחש		
so	אז		
son	בן		
special	מיוחד		
<i>spend time (spent)</i>	לבלות		
<i>split</i>	לבקוע		
stage	שלב, במה		
<i>star</i>	כוכב		
start	להתחיל		
stick	מקל		
still	עדיין		
story	סיפור		
strong	חזק		
<i>study</i>	ללמוד		
suddenly	פתאום		
suggestion	הצעה		
sun	שמש		
surprised	מופתע		
the same	אותו דבר		

T †			
table	שולחן	try	לנסות
Table of Commandments	לוח הברית	turn into	להפוך ל...
tablecloth	מפת שולחן	two	שתיים
take (took)	לקחת	type (n,v)	סוג, להקליד
take out	להוציא		
teach (taught)	ללמד		
teacher	מורה		
tell (told)	לספר		
test	מבחן		
text	טקסט		
that	ש...		
the	ה...		
their	שלהם		
them	אותם		
than	מ...		
then	אז		
there	שם		
there is	יש		
there is no	אין		
there are	יש		
therefore	לכן		
these	אלו		
they	הם		
thing	דבר		
think (thought)	לחשוב		
third	שלישי		
this	זה		
those	אלו		
thought	מחשבה, חשב		
through	דרך...		
throw (threw)	לזרוק		
throw off	לזרוק מ...		
time	זמן		
thirteenth	השלושה עשר		
tip	עצה		
title	כותרת		
to	ל...		
too	גם		
today	היום		
top	עליון		
town	עיר		
translate	לתרגם		
together	ביחד		
travel	לנסוע		
tree	עץ		
trouble	צרות		

U u		V v	
uncle under underline understand us usually use (v) used for	דוד מתחת למתוח קו מתחת להבין אותנו בדרך כלל להשתמש שומשו כ...	very vinegar visit volunteer	מאד חומץ לבקר להתנדב
W w		X x	
wait walk want was watch water way we wear (wore) were what when where which who why wicked wife window wise with without word work worker world write (wrote) written	לחכות ללכת ברגל לרצות היה לצפות מים דרך אנחנו ללבוש היו מה, איזה מתי, כאשר איפה איזה מי, ש... למה רשע אישה חלון חכם עם בלי מילה עבודה, לעבוד פועל עולם לכתוב כתוב		
Y y		Z z	
year years old you your yourself	שנה בן אתה, אתם שלך, שלכם עצמך	zeide	סבא (בידיש)